

KOKRAJHAR GOVT. COLLEGE

Student Satisfaction Survey (SSS) on Teaching Learning Process

Academic Year 2018-19

Compiled by: Feedback Analysis Committee

2018

COLLEGE ROAD, BTAD, KOKRAJHAR, ASSAM 783370

CONTENTS:

Content	Page Number
Student Satisfaction Survey	2
Blank questionnaire used in the survey	3
Filled Questionnaire of Undergraduate course	6
Filled Questionnaire of postgraduate course	8
Deptt. of Assamese	10
Deptt. of Bengali	11
Deptt. of Bodo	12
Deptt. of Botany	13
Deptt. of Chemistry	14
Deptt. of Computer Science	15
Deptt. of Economics	16
Deptt. of Education	17
Deptt. of English	18
Deptt. of Geography	19
Deptt. of Hindi	20
Deptt. of History	21
Deptt. of Mathematics	22
Deptt. of Philosophy	23
Deptt. of Physics	24
Deptt. of Political Science	25
Deptt. of Sociology	26
Deptt. of Statistics	27
Deptt. of Zoology	28
Bodo (PG)	29
Chemistry (PG)	30

Student Satisfaction Survey (SSS) on Teaching Learning Process:

To conduct Student Satisfaction Survey (SSS) on Teaching Learning Process during the academic year 2018-19, a questionnaire was designed by IQAC of Kokrajhar Govt. College. This printed questionnaire was distributed to the Under Graduate students (Major Course) 6th Semester, and Post Graduate 4th Semester students of Chemistry, English, Bodo and Mathematics. Major course was introduced in Sociology in 2017-18; therefore, questionnaire was given to 4th semester students of Sociology major. Among these, 272 Nos. of under Graduate students and 15 Nos. of Post Graduate students submitted their responses.

To get a neutral, unbiased and objective response from the respondents, they were not asked to write their names in the questionnaire. Moreover, the questionnaire was submitted by the students in a drop box provided by IQAC for this survey.

The questionnaire was prepared covering various aspects of Teaching Learning Process in the College. Out of 21 questions in the questionnaire, 20 questions had five responses out of which the respondent was asked to tick the response which he/she considered to be the most appropriate. The responses were rated in the weight age 0 to 4 with the legends "Poor", "Fair", "Good", "Very Good", and "Excellent" respectively. There was only one open end question in the questionnaire.

The questionnaire submitted by the students to IQAC was analysed thoroughly and quantitatively by a committee formed by the Principal headed by Dr. Hemanta Kumar Das, Associate Professor of the Department of Assamese of the College. The committee took the utmost care in tabulating the various aspects of the questionnaires and finally plotted the ratings into comprehensive bar diagram by using scientific graphing program Origin 6.1. The bar diagrams were drawn with "No. of qualitative question" as abscissa and "Average response" as ordinate of coordinate system. The bar diagrams clearly illustrate performance of Kokrajhar Govt. College on Teaching Learning Process.

Blank questionnaire used in the survey:



KOKRAJHAR GOVT. COLLEGE
P.O. & T.O. KOKRAJHAR
Dist : KOKRAJHAR, BTC (ASSAM)

STUDENT SATISFACTION SURVEY ON TEACHING LEARNING PROCESS

Department _____

Stream _____

Academic year: **2018-19**

Semester _____

Instructions to fill the questionnaire

- All questions should be compulsorily attempted.
- Each question has five responses, choose the most appropriate one.
- The response to the qualitative question no. 21 is student's opportunity to give suggestions or improvements; she/he can also mention weaknesses of the institute here. (Kindly restrict your response to teaching learning process only)

1. How much of the syllabus was covered in the class?

- 4 – 85 to 100% 3 – 70 to 84% 2 – 55 to 69%
 1 – 30 to 54% 0 – Below 30%

2. How well did the teachers prepare for the classes?

- 4 – Thoroughly 3 – Satisfactorily 2 – Poorly
 1 – Indifferently 0 – Won't teach at all

3. How well were the teachers able to communicate?

- 4 – Always effective 3 – Sometimes effective 2 – Just satisfactory
 1 – Generally ineffective 0 – Very poor communication

4. The teacher's approach to teaching can best be described as

- 4 – Excellent 3 – Very good 2 – Good 1 – Fair 0 – Poor

5. Fairness of the internal evaluation process by the teachers.

- 4 – Always fair 3 – Usually fair 2 – Sometimes unfair
 1 – Usually unfair 0 – Unfair

6. Was your performance in assignments discussed with you?

- 4 – Every time 3 – Usually 2 – Occasionally/Sometimes
 1 – Rarely 0 – Never

7. The institute takes active interest in promoting internship, student exchange, field visit opportunities for students.

- 4 – Regularly 3 – Often 2 – Sometimes 1 – Rarely 0 – Never

8. The teaching and mentoring process in your institution facilitates you in cognitive, social and emotional growth.

- 4 – Significantly 3 – Very well 2 – Moderately
 1 – Marginally 0 – Not at all

9. The institution provides multiple opportunities to learn and grow.

- 4 – Strongly agree 3 – Agree 2 – Neutral
 1 – Disagree 0 – Strongly disagree

10. Teachers inform you about your expected competencies, course outcomes and programme outcomes.

- 4 – Every time 3 – Usually 2 – Occasionally/Sometimes
 1 – Rarely 0 – Never

11. Your mentor does a necessary follow-up with an assigned task to you.
- 4 – Every time 3 – Usually 2 – Occasionally/Sometimes
 1 – Rarely 0 – I don't have a mentor
12. The teachers illustrate the concepts through examples and applications.
- 4 – Every time 3 – Usually 2 – Occasionally/Sometimes
 1 – Rarely 0 – Never
13. The teachers identify your strengths and encourage you with providing right level of challenges.
- 4 – Fully 3 – Reasonably 2 – Partially
 1 – Slightly 0 – Unable to
14. Teachers are able to identify your weaknesses and help you to overcome them.
- 4 – Every time 3 – Usually 2 – Occasionally/Sometimes
 1 – Rarely 0 – Never
15. The institution makes effort to engage students in the monitoring, review and continuous quality improvement of the teaching learning process.
- 4 – Strongly agree 3 – Agree 2 – Neutral
 1 – Disagree 0 – Strongly disagree
16. The institute/ teachers use student centric methods, such as experiential learning, participative learning and problem solving methodologies for enhancing learning experiences.
- 4 – To a great extent 3 – Moderate 2 – Some what
 1 – Very little 0 – Not at all
17. Teachers encourage you to participate in extracurricular activities.
- 4 – Strongly agree 3 – Agree 2 – Neutral
 1 – Disagree 0 – Strongly disagree
18. Efforts are made by the institute/ teachers to inculcate soft skills, life skills and employability skills to make you ready for the world of work.
- 4 – To a great extent 3 – Moderate 2 – Some what
 1 – Very little 0 – Not at all
19. What percentage of teachers use ICT tools such as LCD projector, Multimedia, etc. while teaching
- 4 – Above 90% 3 – 70 – 89% 2 – 50 – 69%
 1 – 30 – 49% 0 – Below 29%
20. The overall quality of teaching-learning process in your institute is very good.
- 4 – Strongly agree 3 – Agree 2 – Neutral
 1 – Disagree 0 – Strongly disagree
21. Give three observation / suggestions to improve the overall teaching – learning experience in your institution.

a)

b)

c)

Filled Questionnaire of Undergraduate course:



KOKRAJHAR GOVT. COLLEGE
P.O. & T.O. KOKRAJHAR
Dist : KOKRAJHAR, BIC (ASSAM)

2019

STUDENT SATISFACTION SURVEY ON TEACHING LEARNING PROCESS

Department Physics

Stream SCIENCE

Academic year: 2018-19

Semester 6th Semester

Instructions to fill the questionnaire

- All questions should be compulsorily attempted.
- Each question has five responses, choose the most appropriate one.
- The response to the qualitative question no. 21 is student's opportunity to give suggestions or improvements; she/he can also mention weaknesses of the institute here. (Kindly restrict your response to teaching learning process only)

1. How much of the syllabus was covered in the class?

- 4 - 85 to 100% 3 - 70 to 84% 2 - 55 to 69%
 1 - 30 to 54% 0 - Below 30%

2. How well did the teachers prepare for the classes?

- 4 - Thoroughly 3 - Satisfactorily 2 - Poorly
 1 - Indifferently 0 - Won't teach at all

3. How well were the teachers able to communicate?

- 4 - Always effective 3 - Sometimes effective 2 - Just satisfactorily
 1 - Generally ineffective 0 - Very poor communication

4. The teacher's approach to teaching can best be described as

- 4 - Excellent 3 - Very good 2 - Good 1 - Fair 0 - Poor

5. Fairness of the internal evaluation process by the teachers.

- 4 - Always fair 3 - Usually fair 2 - Sometimes unfair
 1 - Usually unfair 0 - Unfair

6. Was your performance in assignments discussed with you?

- 4 - Every time 3 - Usually 2 - Occasionally/Sometimes
 1 - Rarely 0 - Never

7. The institute takes active interest in promoting internship, student exchange, field visit opportunities for students.

- 4 - Regularly 3 - Often 2 - Sometimes 1 - Rarely 0 - Never

8. The teaching and mentoring process in your institution facilitates you in cognitive, social and emotional growth.

- 4 - Significantly 3 - Very well 2 - Moderately
 1 - Marginally 0 - Not at all

9. The institution provides multiple opportunities to learn and grow.

- 4 - Strongly agree 3 - Agree 2 - Neutral
 1 - Disagree 0 - Strongly disagree

10. Teachers inform you about your expected competencies, course outcomes and programme outcomes.

- 4 - Every time 3 - Usually 2 - Occasionally/Sometimes
 1 - Rarely 0 - Never

11. Your mentor does a necessary follow-up with an assigned task to you.
 4 – Every time 3 – Usually 2 – Occasionally/Sometimes
 1 – Rarely 0 – I don't have a mentor
12. The teachers illustrate the concepts through examples and applications.
 4 – Every time 3 – Usually 2 – Occasionally/Sometimes
 1 – Rarely 0 – Never
13. The teachers identify your strengths and encourage you with providing right level of challenges.
 4 – Fully 3 – Reasonably 2 – Partially
 1 – Slightly 0 – Unable to
14. Teachers are able to identify your weaknesses and help you to overcome them.
 4 – Every time 3 – Usually 2 – Occasionally/Sometimes
 1 – Rarely 0 – Never
15. The institution makes effort to engage students in the monitoring, review and continuous quality improvement of the teaching learning process.
 4 – Strongly agree 3 – Agree 2 – Neutral
 1 – Disagree 0 – Strongly disagree
16. The institute/ teachers use student centric methods, such as experiential learning, participative learning and problem solving methodologies for enhancing learning experiences.
 4 – To a great extent 3 – Moderate 2 – Some what
 1 – Very little 0 – Not at all
17. Teachers encourage you to participate in extracurricular activities.
 4 – Strongly agree 3 – Agree 2 – Neutral
 1 – Disagree 0 – Strongly disagree
18. Efforts are made by the institute/ teachers to inculcate soft skills, life skills and employability skills to make you ready for the world of work.
 4 – To a great extent 3 – Moderate 2 – Some what
 1 – Very little 0 – Not at all
19. What percentage of teachers use ICT tools such as LCD projector, Multimedia, etc. while teaching.
 4 – Above 90% 3 – 70 – 89% 2 – 50 – 69%
 1 – 30 – 49% 0 – Below 29%
20. The overall quality of teaching-learning process in your institute is very good.
 4 – Strongly agree 3 – Agree 2 – Neutral
 1 – Disagree 0 – Strongly disagree
21. Give three observation / suggestions to improve the overall teaching – learning experience in your institution.

- a) The teachers should give or suggest knowledge of the present condition of the outer world or society.
- b) The department needs an extra room for the practical activities and for the its study.
- c) Require tools and instruments should be used instead of outdated or old instruments during the practical activities and during surveying.

Filled Questionnaire of postgraduate course:



KOKRAJHAR GOVT. COLLEGE
P.O. & T.O. KOKRAJHAR
Dist : KOKRAJHAR, BTC (ASSAM)

3

STUDENT SATISFACTION SURVEY ON TEACHING LEARNING PROCESS

Department Bodo

Stream Ants

Academic year: 2018-19

Semester 4th Semester

Instructions to fill the questionnaire

- All questions should be compulsorily attempted.
- Each question has five responses, choose the most appropriate one.
- The response to the qualitative question no. 21 is student's opportunity to give suggestions or improvements; she/he can also mention weaknesses of the institute here. (Kindly restrict your response to teaching learning process only)

1. How much of the syllabus was covered in the class?

- 4 - 85 to 100% 3 - 70 to 84% 2 - 55 to 69%
 1 - 30 to 54% 0 - Below 30%

2. How well did the teachers prepare for the classes?

- 4 - Thoroughly 3 - Satisfactorily 2 - Poorly
 1 - Indifferently 0 - Won't teach at all

3. How well were the teachers able to communicate?

- 4 - Always effective 3 - Sometimes effective 2 - Just satisfactorily
 1 - Generally ineffective 0 - Very poor communication

4. The teacher's approach to teaching can best be described as

- 4 - Excellent 3 - Very good 2 - Good 1 - Fair 0 - Poor

5. Fairness of the internal evaluation process by the teachers.

- 4 - Always fair 3 - Usually fair 2 - Sometimes unfair
 1 - Usually unfair 0 - Unfair

6. Was your performance in assignments discussed with you?

- 4 - Every time 3 - Usually 2 - Occasionally/Sometimes
 1 - Rarely 0 - Never

7. The institute takes active interest in promoting internship, student exchange, field visit opportunities for students.

- 4 - Regularly 3 - Often 2 - Sometimes 1 - Rarely 0 - Never

8. The teaching and mentoring process in your institution facilitates you in cognitive, social and emotional growth.

- 4 - Significantly 3 - Very well 2 - Moderately
 1 - Marginally 0 - Not at all

9. The institution provides multiple opportunities to learn and grow.

- 4 - Strongly agree 3 - Agree 2 - Neutral
 1 - Disagree 0 - Strongly disagree

10. Teachers inform you about your expected competencies, course outcomes and programme outcomes.

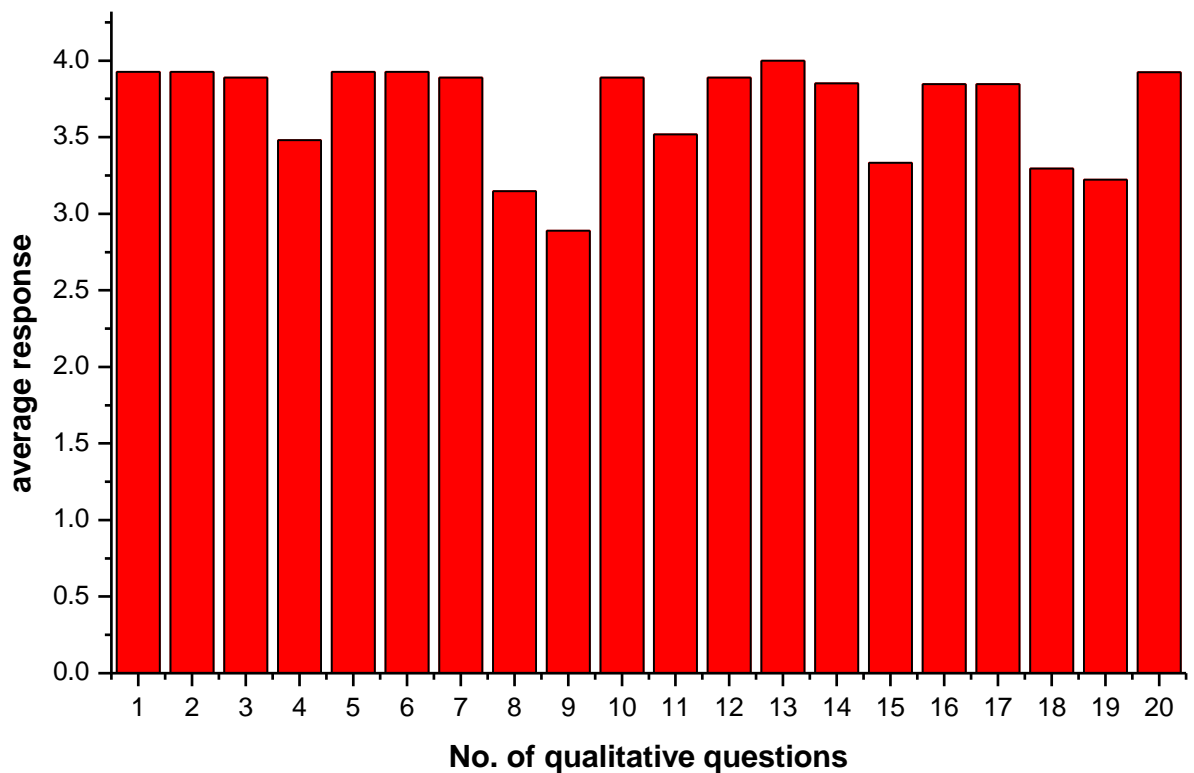
- 4 - Every time 3 - Usually 2 - Occasionally/Sometimes
 1 - Rarely 0 - Never

11. Your mentor does a necessary follow-up with an assigned task to you.
 4 - Every time 3 - Usually 2 - Occasionally/Sometimes
 1 - Rarely 0 - I don't have a mentor
12. The teachers illustrate the concepts through examples and applications.
 4 - Every time 3 - Usually 2 - Occasionally/Sometimes
 1 - Rarely 0 - Never
13. The teachers identify your strengths and encourage you with providing right level of challenges.
 4 - Fully 3 - Reasonably 2 - Partially
 1 - Slightly 0 - Unable to
14. Teachers are able to identify your weaknesses and help you to overcome them.
 4 - Every time 3 - Usually 2 - Occasionally/Sometimes
 1 - Rarely 0 - Never
15. The institution makes effort to engage students in the monitoring, recording and continuous quality improvement of the teaching learning process.
 4 - Strongly agree 3 - Agree 2 - Neutral
 1 - Disagree 0 - Strongly disagree
16. The institute/ teachers use student centric methods, such as experiential learning, participative learning and problem solving methodologies for enhancing learning experiences.
 4 - To a great extent 3 - Moderate 2 - Some what
 1 - Very little 0 - Not at all
17. Teachers encourage you to participate in extracurricular activities.
 4 - Strongly agree 3 - Agree 2 - Neutral
 1 - Disagree 0 - Strongly disagree
18. Efforts are made by the institute/ teachers to inculcate soft skills, life skills and employability skills to make you ready for the world of work.
 4 - To a great extent 3 - Moderate 2 - Some what
 1 - Very little 0 - Not at all
19. What percentage of teachers use ICT tools such as LCD projector, Multimedia, etc. while teaching.
 4 - Above 90% 3 - 70 - 89% 2 - 50 - 69%
 1 - 30 - 49% 0 - Below 29%
20. The overall quality of teaching-learning process in your institute is very good.
 4 - Strongly agree 3 - Agree 2 - Neutral
 1 - Disagree 0 - Strongly disagree

21. Give three observation / suggestions to improve the overall teaching - learning experience in your institution.

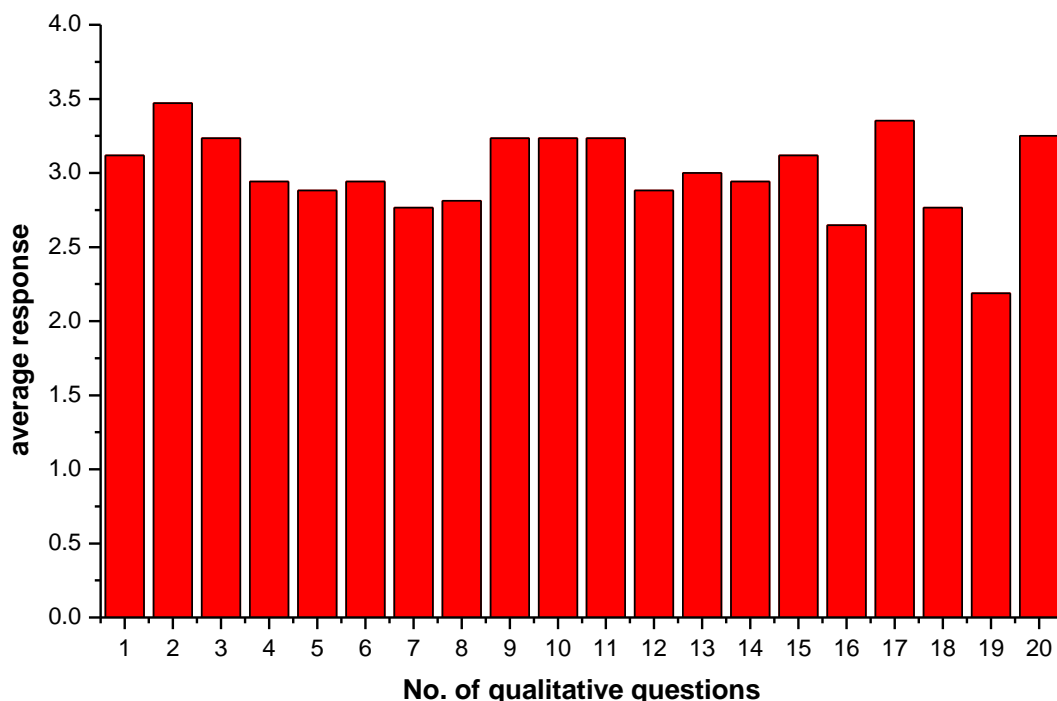
- a) Change with teaching - learning process with new idea, new technique, and 21st Century teaching learning style.
- b) Upgrade the class rooms with digital class rooms.
- c) Teacher are teaching with simple language like story telling method with acting, with practical, encourage with students aim in life, etc.

Deptt. of Assamese



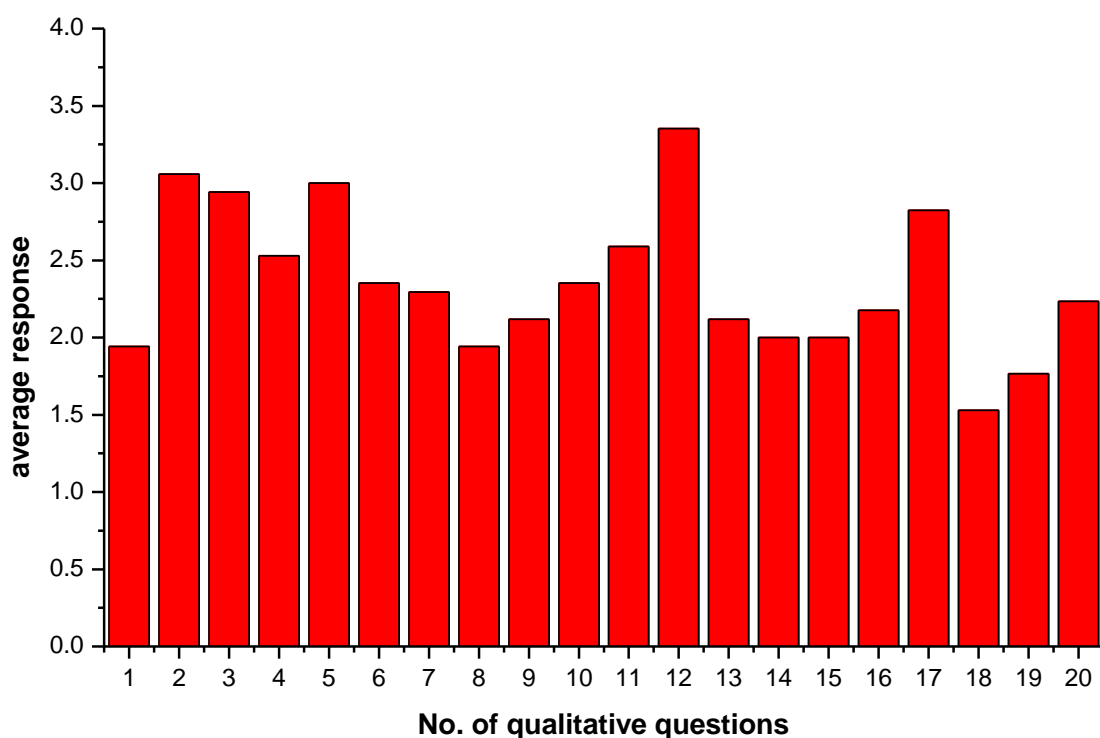
Analysis: The student feedback represented via bar diagram shows that the performance of department of Assamese, Kokrajhar Govt. College is mostly satisfactory . In certain aspects such as covering the syllabus, teacher’s preparation for the classes and in encouraging the students for their betterment , the deptt. of Assamese has shown excellency. However, the feedback suggests the improvement in major areas of inculcating the soft skills, life skills and employability skills in case of the students are necessary. Another major area of concern for the deptt. of Assamese is the use of ICT tools for classroom delivery.

Deptt. of Bodo



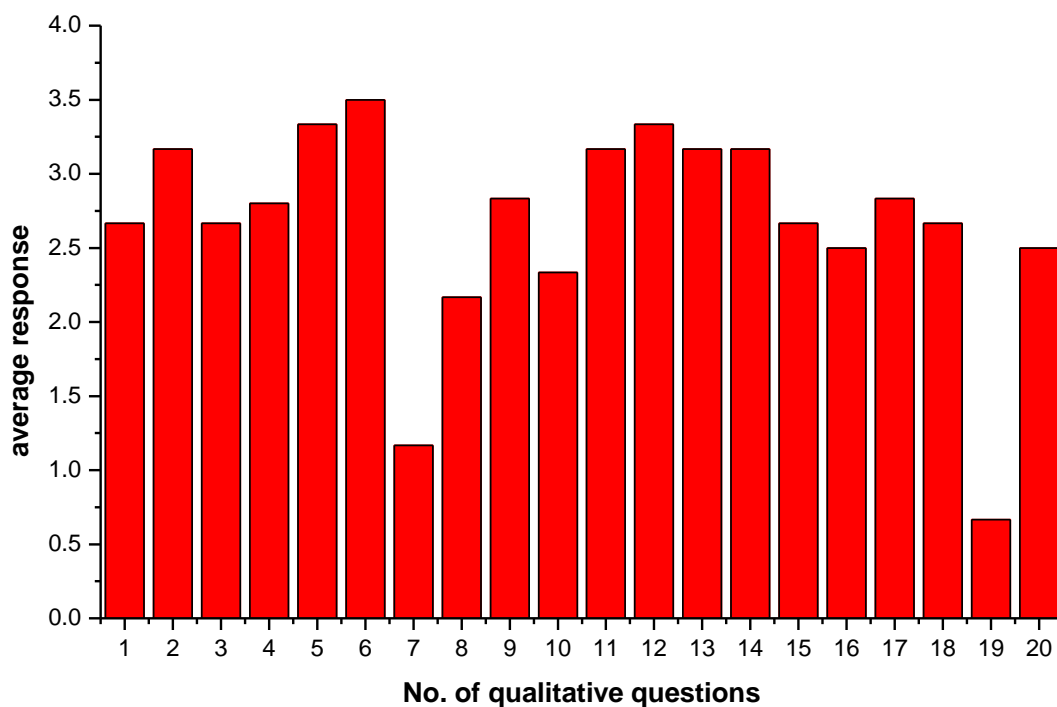
Analysis: The student feedback represented via bar diagram shows that the performance of department of Bodo, Kokrajhar Govt. College is satisfactory . In certain aspects such as teacher’s preparation for the classes and in encouraging the students for extra-curricular activities and for their overall betterment , the deptt. of Bodo has shown excellency. However, the feedback suggests that the students desire more and more field visit, interaction with designated scholarly person and experimental learning. Major area of concern shown by the students for the deptt. of Bodo is the use of ICT tools for classroom delivery.

Deptt. of Botany

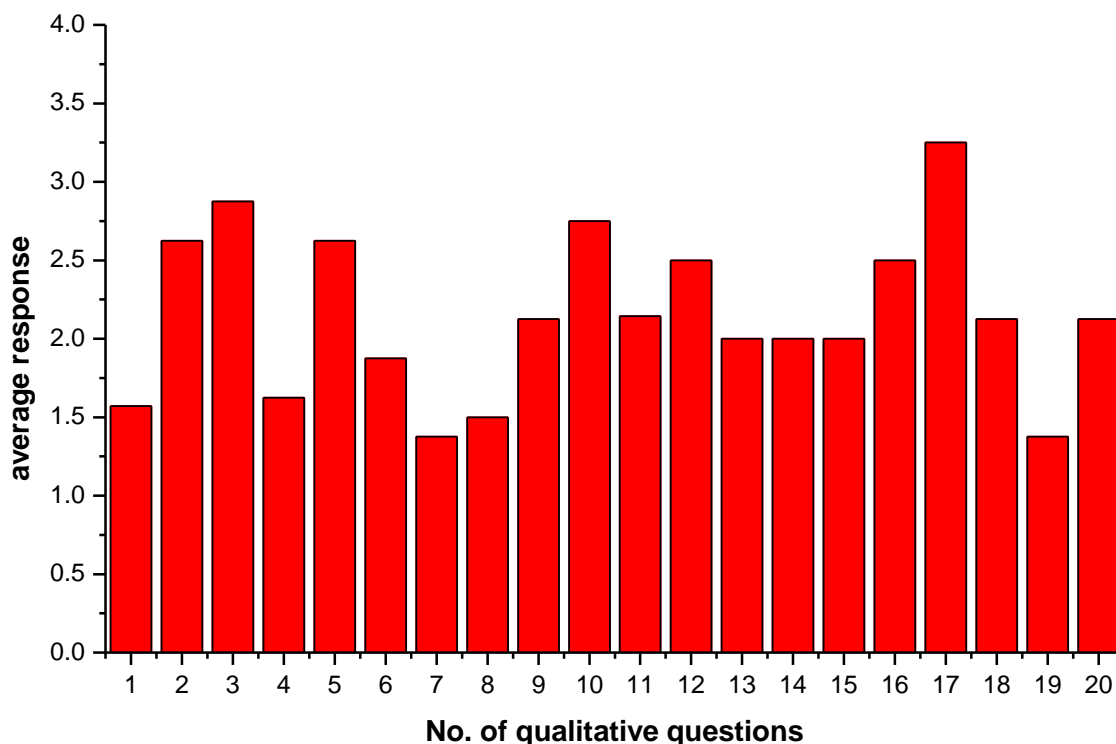


Analysis: The student feedback represented via bar diagram shows that the performance of department of Botany, Kokrajhar Govt. College is more or less satisfactory . In certain aspects such as teacher’s preparation for the classes and in illustration of the concepts through examples and application, the deptt. of Botany has shown excellency to some extent. However, the feedback suggests the improvement in major areas of covering syllabus in time, inculcating the soft skills, life skills and employability skills in case of the students are necessary. Another major area of concern for the deptt. of Botany is the use of ICT tools for classroom delivery. Overall quality teaching for the deptt. of Botany needs to be improved.

Deptt. of Bengali

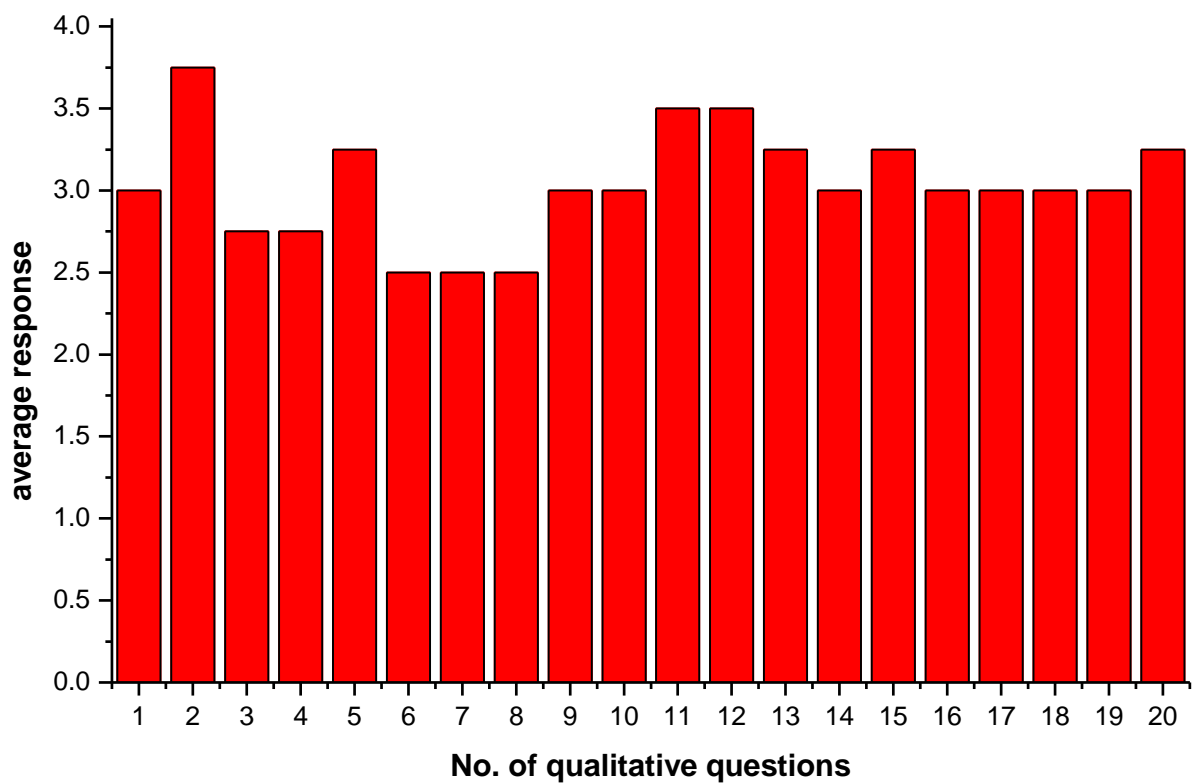


Analysis: The student feedback represented via bar diagram shows that the performance of department of Bengali, Kokrajhar Govt. College is more or less satisfactory . In certain aspects such as teacher’s preparation for the classes, in discussion on assignments and in illustration of the concepts through examples and application, the deptt. of Bengali has shown excellency to some extent. However, the feedback suggests the improvement in major areas of covering syllabus in time, teacher’s communication and promoting social and emotional growth in case of the students are necessary. The deptt. of Bengali is lacking in the use of ICT tools for classroom delivery. Again, the feedback suggests that the students desire more and more field visit, interaction with designated scholarly person and experimental learning. Overall quality teaching for the deptt. of Bengali needs to be improved.



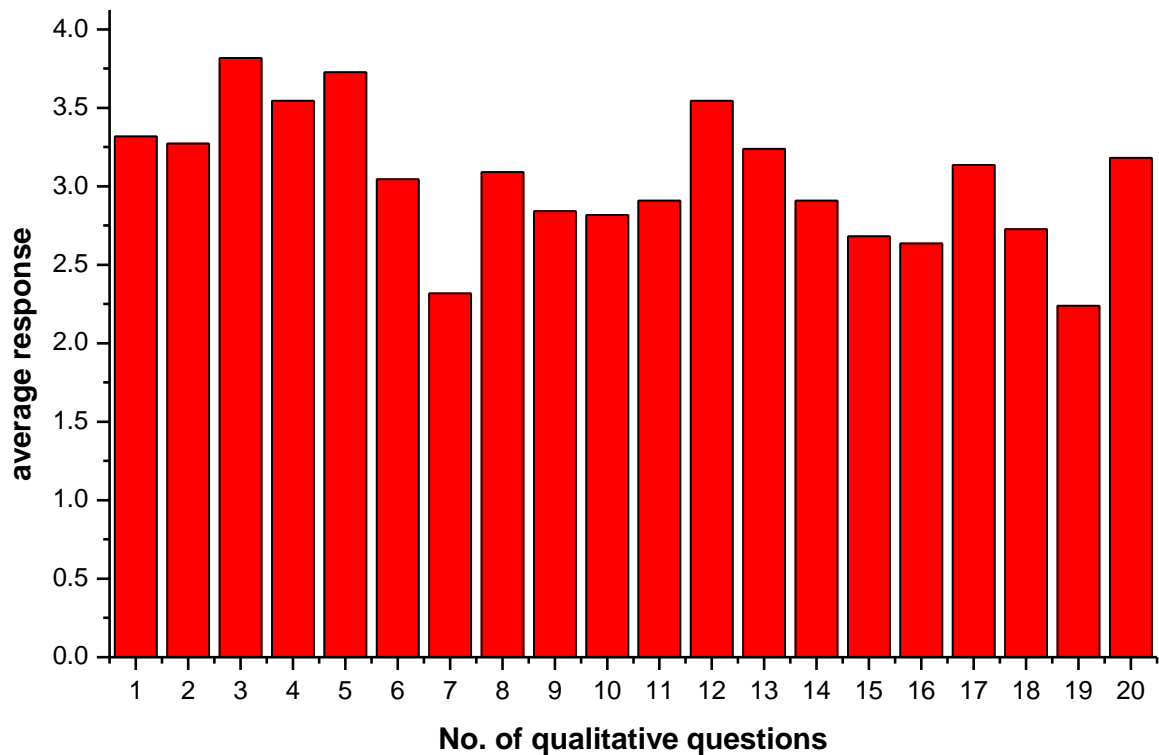
Analysis: The student feedback represented via bar diagram shows that the performance of department of Chemistry, Kokrajhar Govt. College is more or less satisfactory . In certain aspects such as teacher’s communication, information relating to expected outcome of course and encouraging for extra-curricular activites the deptt. of Chemistry has shown excellency to some extent. However, the feedback suggests the improvement in major areas of covering syllabus in time, teacher’s approach to teaching and promoting social and emotional growth in case of the students are necessary. Again, the feedback suggests that the students desire more and more field visit and outreach programme. Overall quality teaching for the deptt. of Chemistry needs to be improved.

Deptt. of Computer science



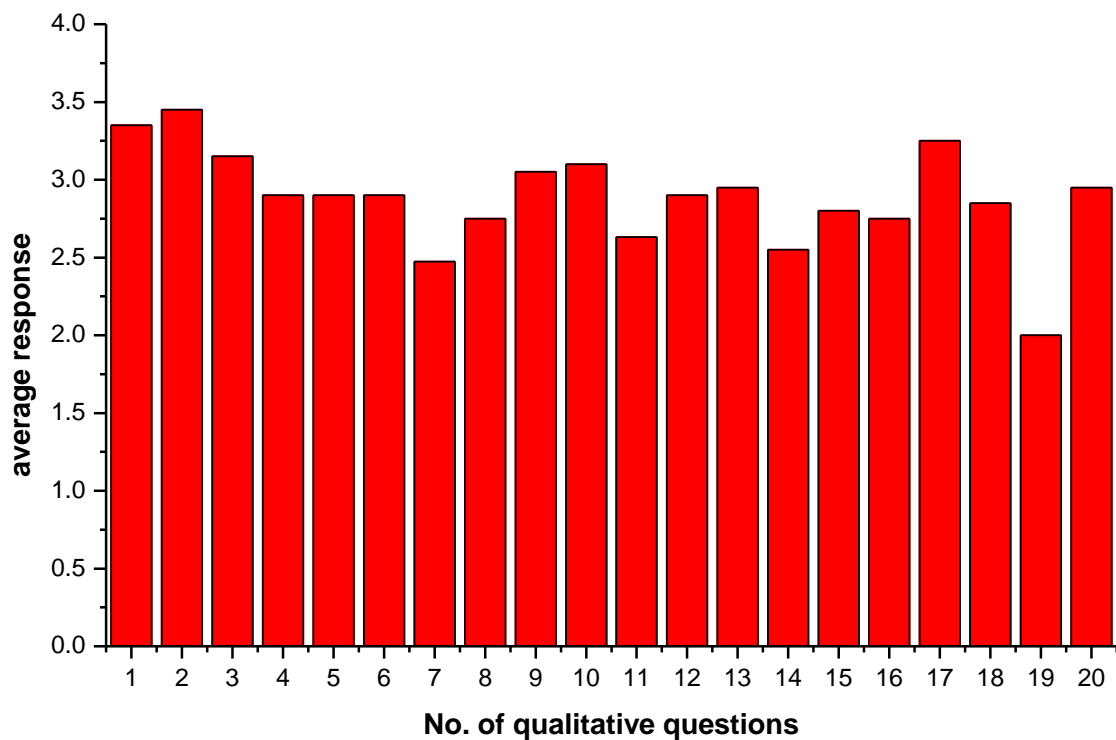
Analysis: The student feedback represented via bar diagram shows that the performance of department of Computer Science, Kokrajhar Govt. College is mostly satisfactory . In certain aspects such as teacher’s preparation for the classes, follow up of assignments, illustration of concepts through examples and applications and the overall quality of teaching –learning process of the deptt of Computer Science is very good. However, the department needs to improve in the areas of promoting social and emotional growth of the students, field visit and covering syllabus in time.

Deptt. of Economics



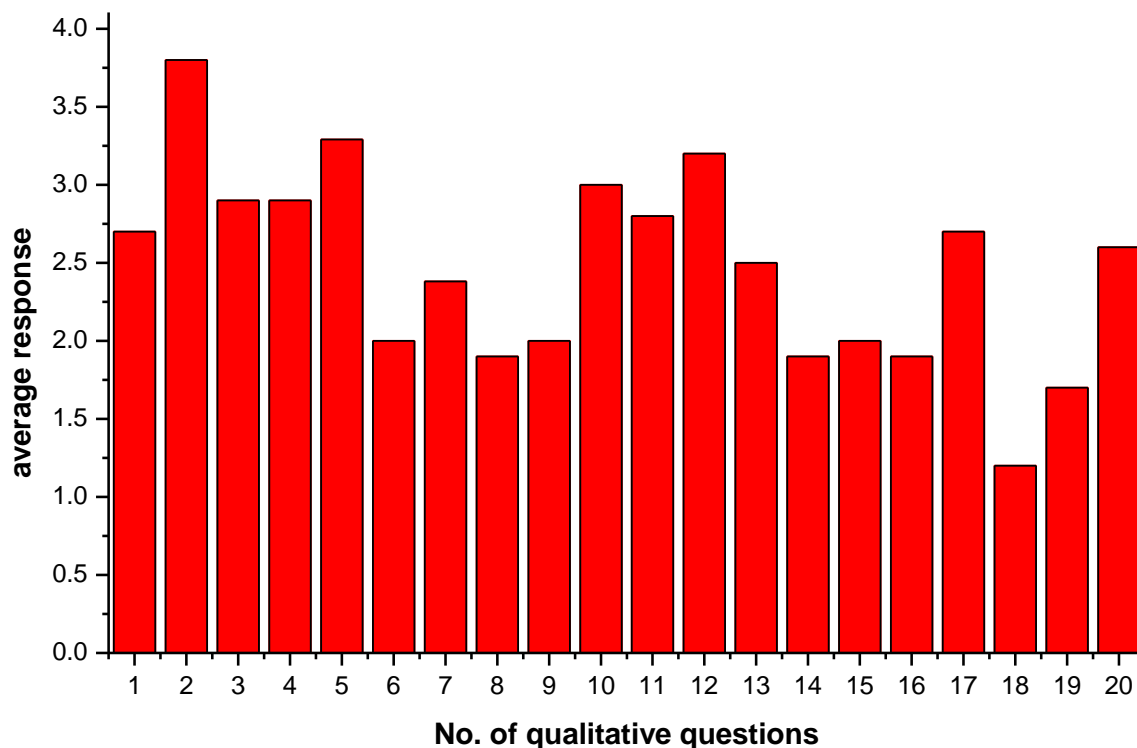
Analysis: The student feedback represented via bar diagram shows that the performance of department of Economics, Kokrajhar Govt. College is mostly satisfactory . In certain aspects such as teacher’s communication, fairness in internal evaluation process, illustration of concepts through examples and applications and the overall quality of teaching –learning process of the deptt of Economics is very good. However, the department needs to improve in the areas of information relating to expected outcomes of courses to the students and field visit . Another area of concern for the deptt. is the use of ICT tools for classroom delivery.

Deptt. of Education



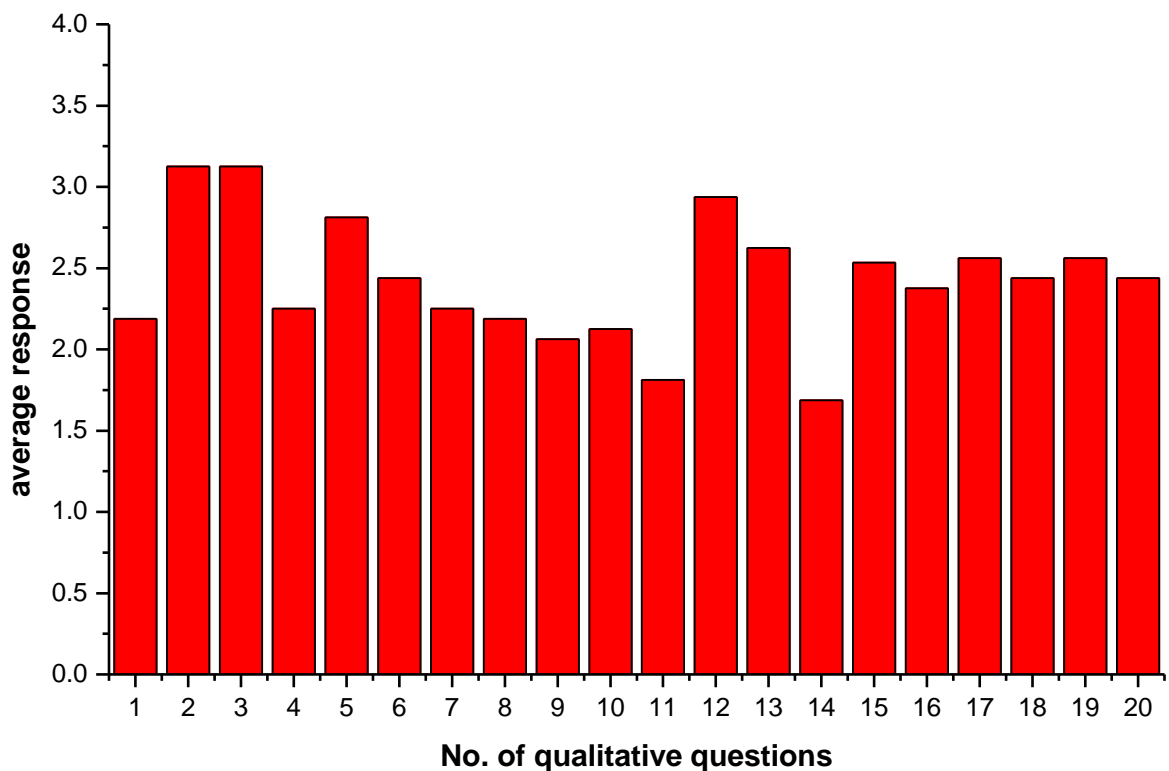
Analysis: The student feedback represented via bar diagram shows that the performance of department of Education, Kokrajhar Govt. College is mostly satisfactory . In certain aspects such as covering of syllabus in time, teacher's preparation for the classes, provision of multiple oppurtunities to learn and grow, information about program outcomes and in encouraging the students for extra curricular activities the deptt. of Education has shown excellency. However, the department needs to improve in the areas of oppurtunities for field visit, follow-up of assignments, identification of weaknesses of students and helping them to overcome it and the use of ICT tools for classroom delivery.

Deptt. of English



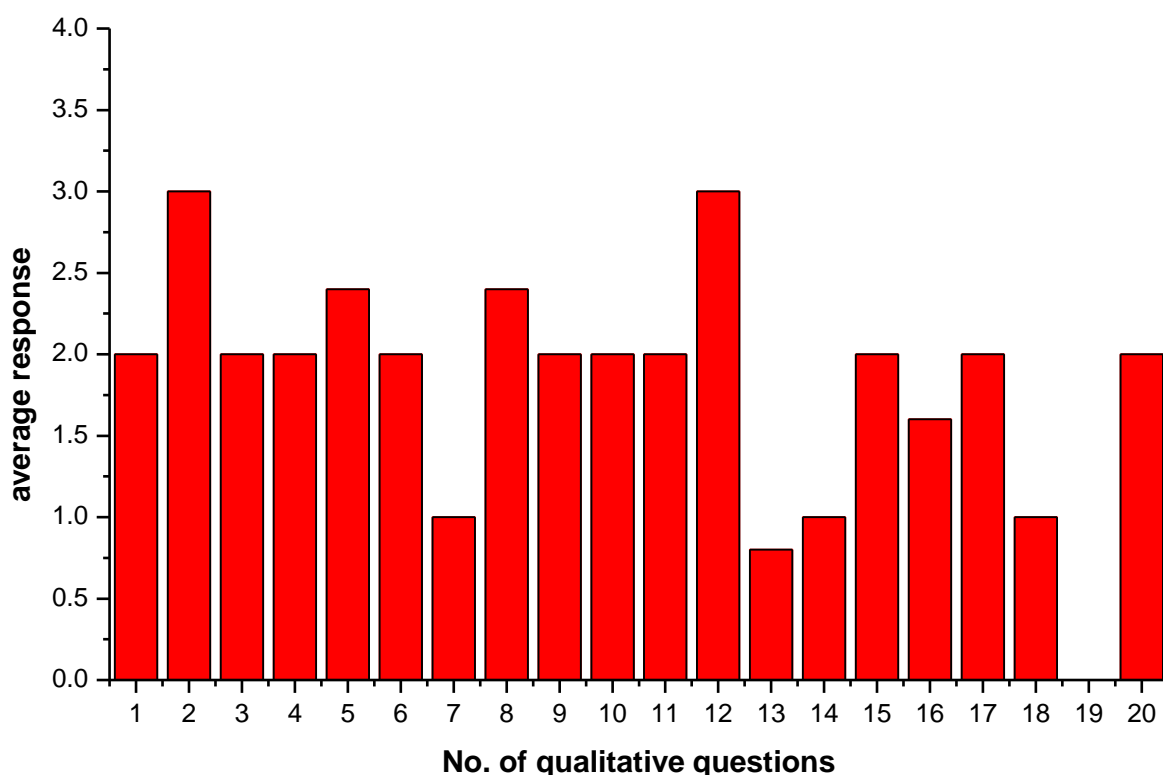
Analysis: The student feedback represented via bar diagram shows that the performance of department of English, Kokrajhar Govt. College is more or less satisfactory. In certain aspects such as teacher's preparation for the classes, fairness of the internal evaluation process, information about program outcomes and illustration of the concepts through examples and applications the deptt. of English is very good. However, the department needs to improve in the areas of discussion of performance of assignments, promoting social and emotional growth, provision of multiple opportunities to learn and grow, identification of weaknesses of students and helping them to overcome it, efforts in engaging students in teaching and learning process, use of student centric metDeptt. for enhancing learning, inculcating the soft skills, life skills and employability skills in case of the students. Another major area of concern for the deptt. of English is the use of ICT tools for classroom delivery. Overall quality teaching for the deptt. of English needs to be improved.

Deptt. of Geography



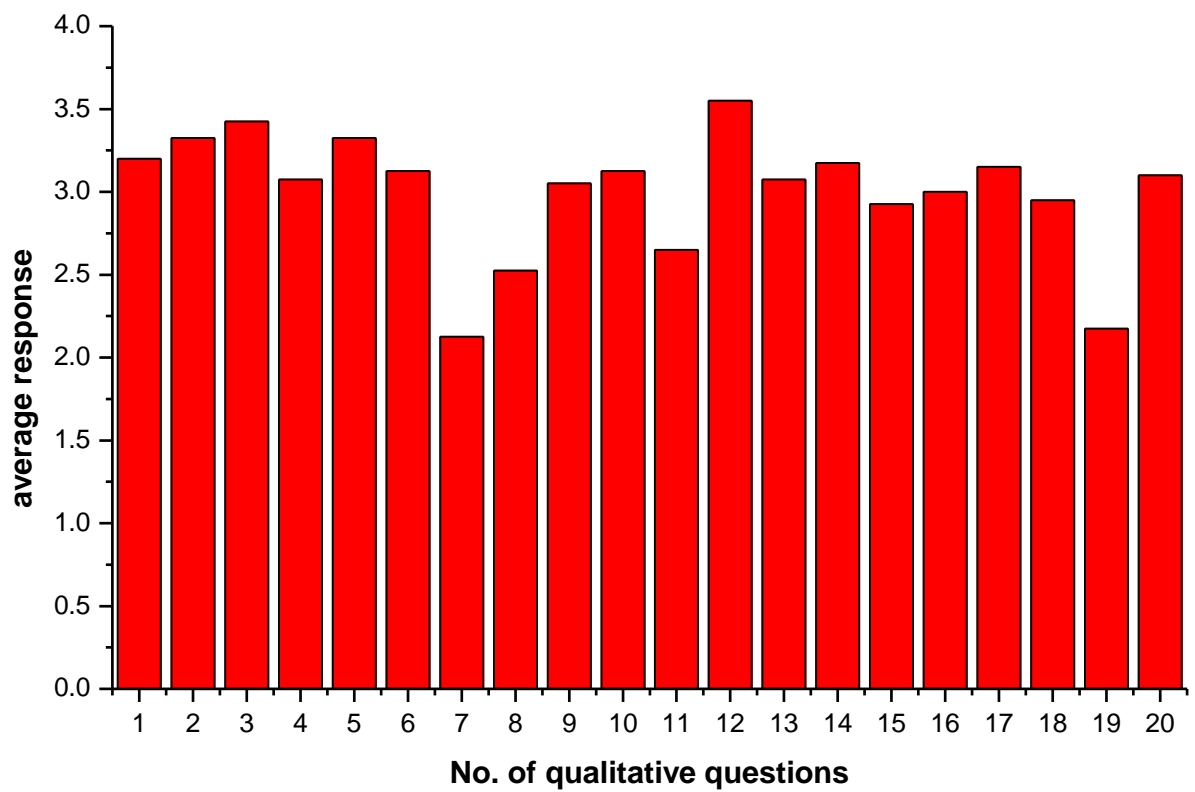
Analysis: The student feedback represented via bar diagram shows that the performance of department of Geography, Kokrajhar Govt. College is more or less satisfactory . In certain aspects such as teacher’s preparation for the classes, communication with the students and in illustration of the concepts through examples and application, the deptt. of Geography has shown excellency to some extent. However, the feedback suggests the improvement in major areas of covering syllabus in time, necessary follow-up with an assignment and need to identify students weakness in order to overcome them. Overall quality teaching for the deptt. of Geography needs to be improved.

Deptt. of Hindi



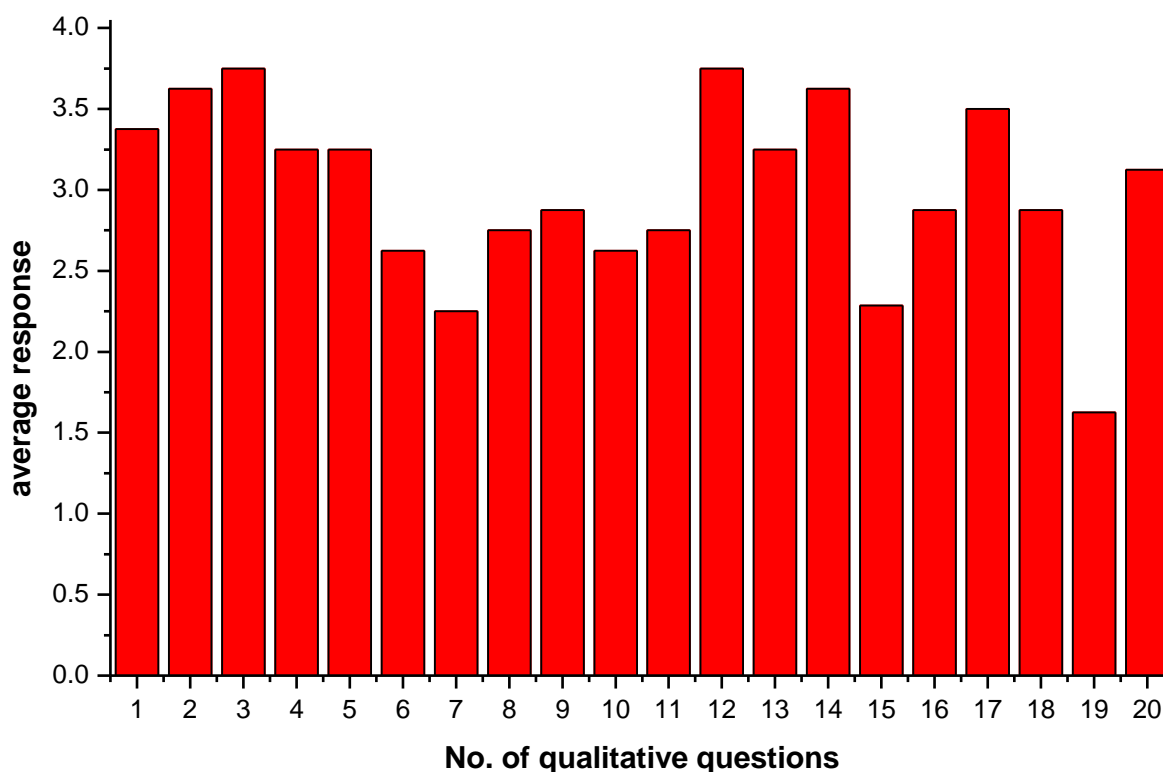
Analysis: The student feedback represented via bar diagram shows that the performance of department of Hindi, Kokrajhar Govt. College is more or less satisfactory. In certain aspects such as teacher's preparation for the classes and in illustration of the concepts through examples and application, fairness of the internal evaluation, promoting social and emotional growth in case of the students the deptt. of Hindi has shown excellency to some extent. However, the feedback suggests that the students desire more and more field visit and outreach programme and need to identify students weakness in order to overcome them, inculcating the soft skills, life skills and employability skills in case of the students are necessary. The deptt. of Hindi is lacking in the use of ICT tools for classroom delivery. Again, the feedback suggests that the students desire more and more field visit, interaction with designated scholarly person and experimental learning. Overall quality teaching for the deptt. of Hindi needs to be improved.

Deptt. of History



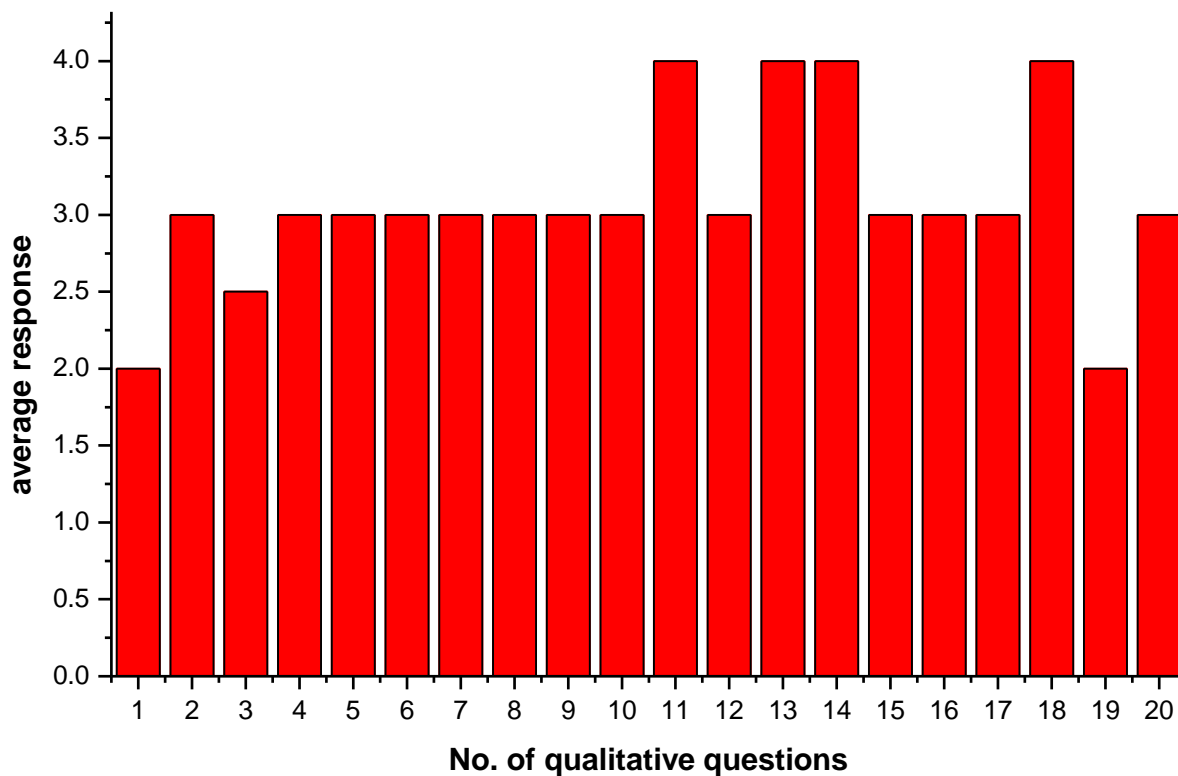
Analysis: The student feedback represented via bar diagram shows that the performance of department of History, Kokrajhar Govt. College is mostly satisfactory . In certain aspects such as teacher’s preparation for the classes,internal evaluation process of the teachers, communication with the students and in illustration of the concepts through examples and application, in encouraging the students for their betterment has shown excellency. However, the feedback suggests that the students desire more and more field visit, interaction with designated scholarly person and experimental learning, in social and emotional growth well. Again major area of concern for the deptt. of History is the use of ICT tools for classroom delivery.

Deptt. of Mathematics



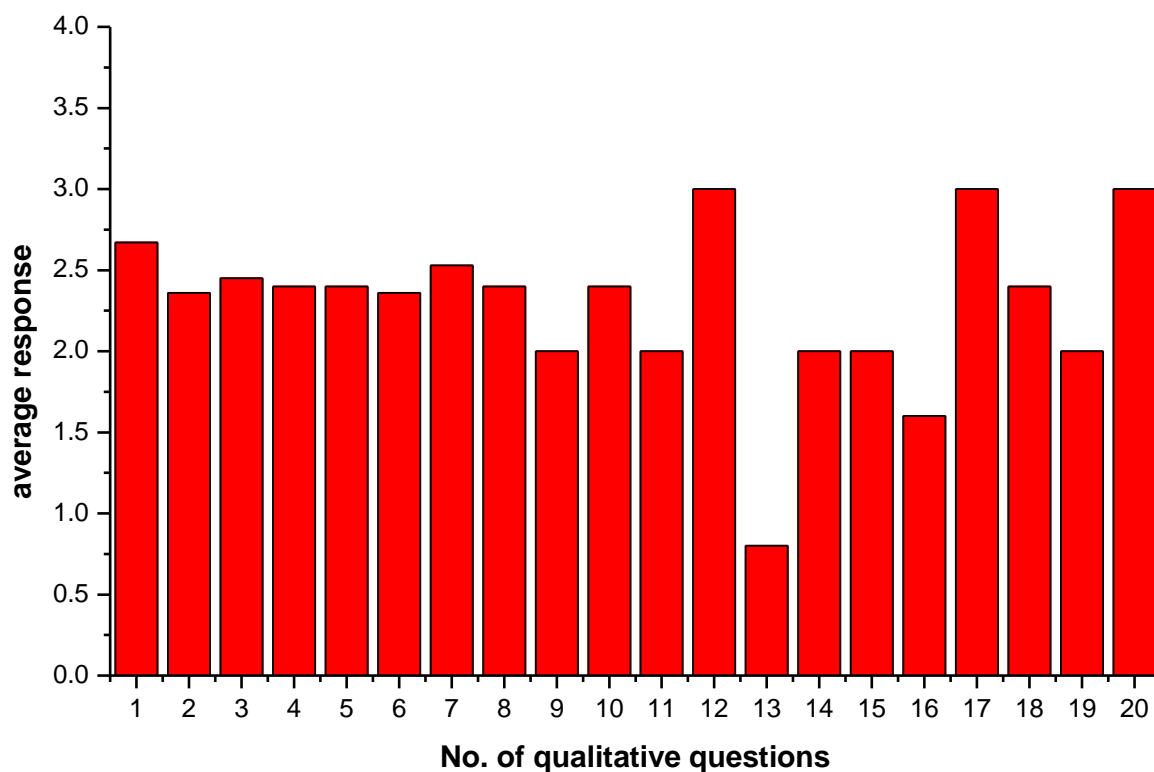
Analysis: The student feedback represented via bar diagram shows that the performance of department of Mathematics, Kokrajhar Govt. College is more or less satisfactory. In certain aspects such as teacher's preparation for the classes, communication with the students, in illustration of the concepts through examples and application, in encouraging the students for their betterment and encouraging for extra-curricular activities the deptt. of Mathematics has shown excellency to some extent. However, the feedback suggests that the students desire more and more field visit, interaction with designated scholarly person and experimental learning. Another major area of concern for the deptt. of Mathematics is the use of ICT tools for classroom delivery. Overall quality teaching for the deptt. of Mathematics needs to be improved.

Deptt. of Philosophy

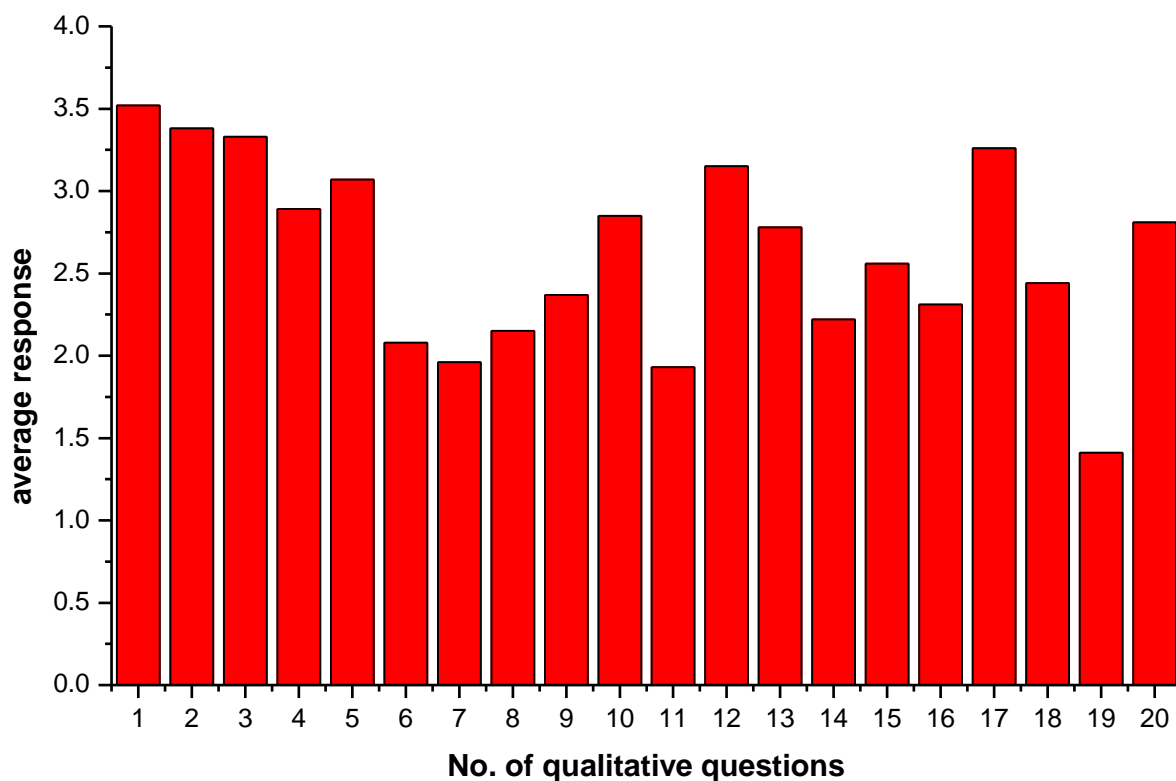


Analysis: The student feedback represented via bar diagram shows that the performance of department of Philosophy, Kokrajhar Govt. College is mostly satisfactory. In certain aspects such as follow-up with an assignment, encouraging the students, identifying the weakness of the students to overcome them, inculcating the soft skills, life skills and employability skills of the students has shown excellency. However, the feedback suggests the improvement in major areas of covering syllabus in time, communication with the students. Another major area of concern for the deptt. of Philosophy is the use of ICT tools for classroom delivery.

Deptt. of Physics

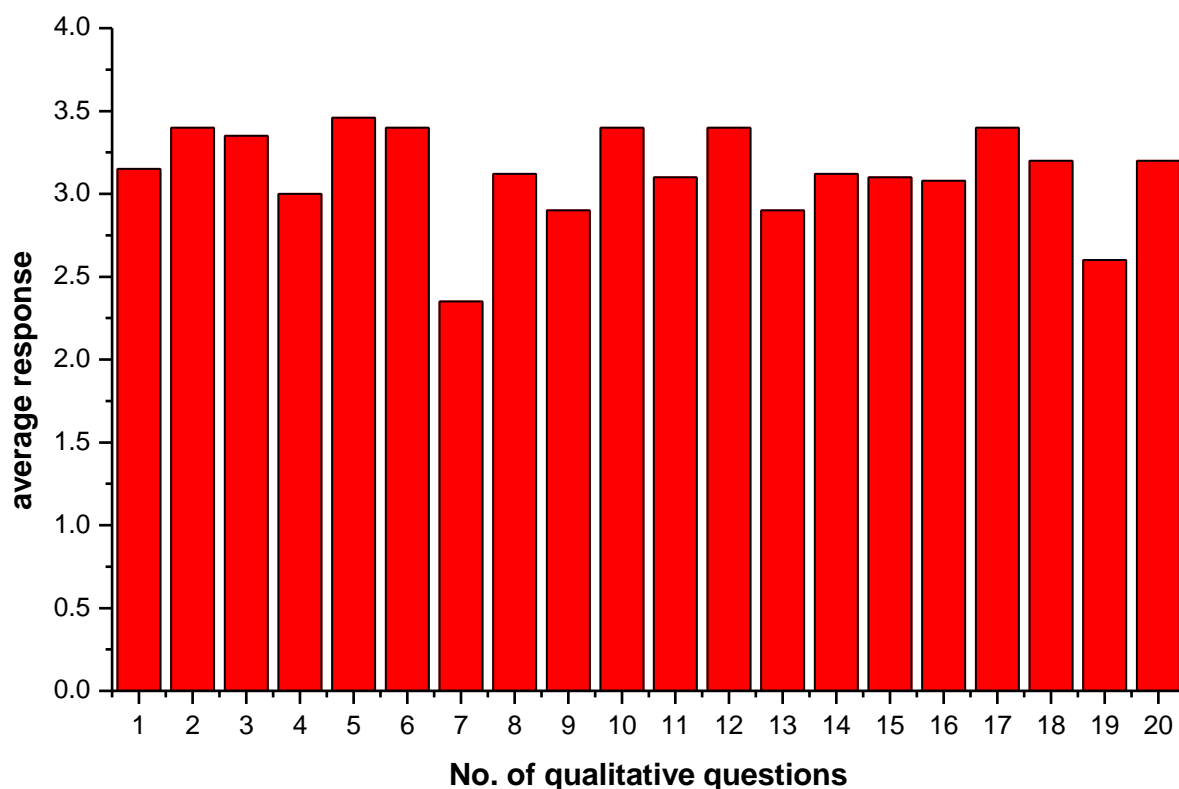


Analysis: The student feedback represented via bar diagram shows that the performance of department of Physics, Kokrajhar Govt. College is more or less satisfactory. In certain aspects such as covering the syllabus, by promoting field visit, interaction with designated scholarly person and experimental learning, and in illustration of the concepts through examples and application, and encouraging the students for extra-curricular activities and for their overall betterment, the deptt. of Physics has shown excellency. However, the department needs to improve in the areas of information relating to expected outcomes of courses to the students. They should use student centric methods in order to have a better understanding of the syllabus. Again major area of concern for the deptt. of Physics is the use of ICT tools for classroom delivery.



Analysis: The student feedback represented via bar diagram shows that the performance of department of Political Science, Kokrajhar Govt. College is more or less satisfactory . In certain aspects such as covering the syllabus, teacher’s preparation for the classes, teacher’s communication and in encouraging the students for extra curricular activities for their overall betterment, the deptt. Of Political Science has shown excellency. However, the feedback suggests the improvement in areas such as discussion upon assignments, promoting social and emotional growth of the students, field visit, follow-up of assignments and the use of ICT tools for classroom delivery.

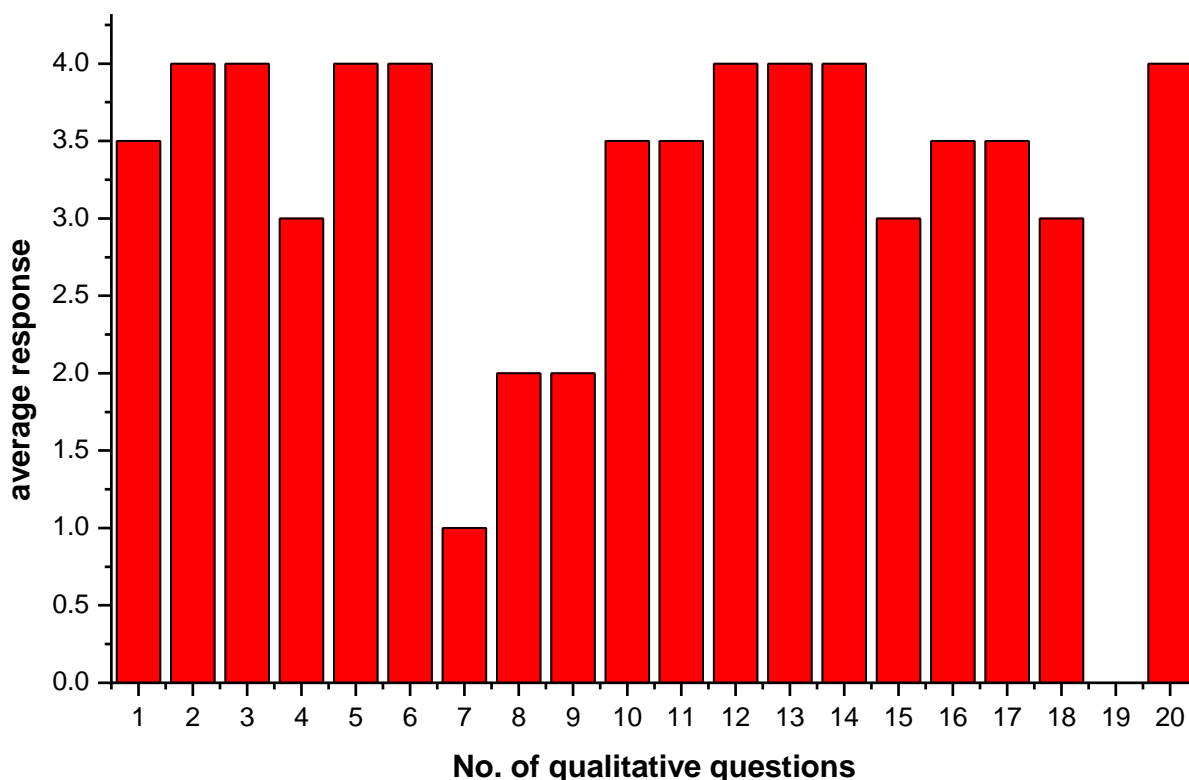
Deptt. of Sociology



Analysis: The student feedback represented via bar diagram shows that the performance of department of Sociology, Kokrajhar Govt. College is mostly satisfactory. In certain aspects such as teacher's preparation for the classes, teacher's communication, fairness of the internal evaluation process, discussion upon performance in assignments, information about the course outcomes, illustration of the concepts through examples and applications and in encouraging the students for extra curricular activities for their overall betterment, the deptt. Of Sociology has shown excellency. However, the feedback suggests the improvement in field visit, identification of strengths of students and the use of ICT tools for classroom delivery.

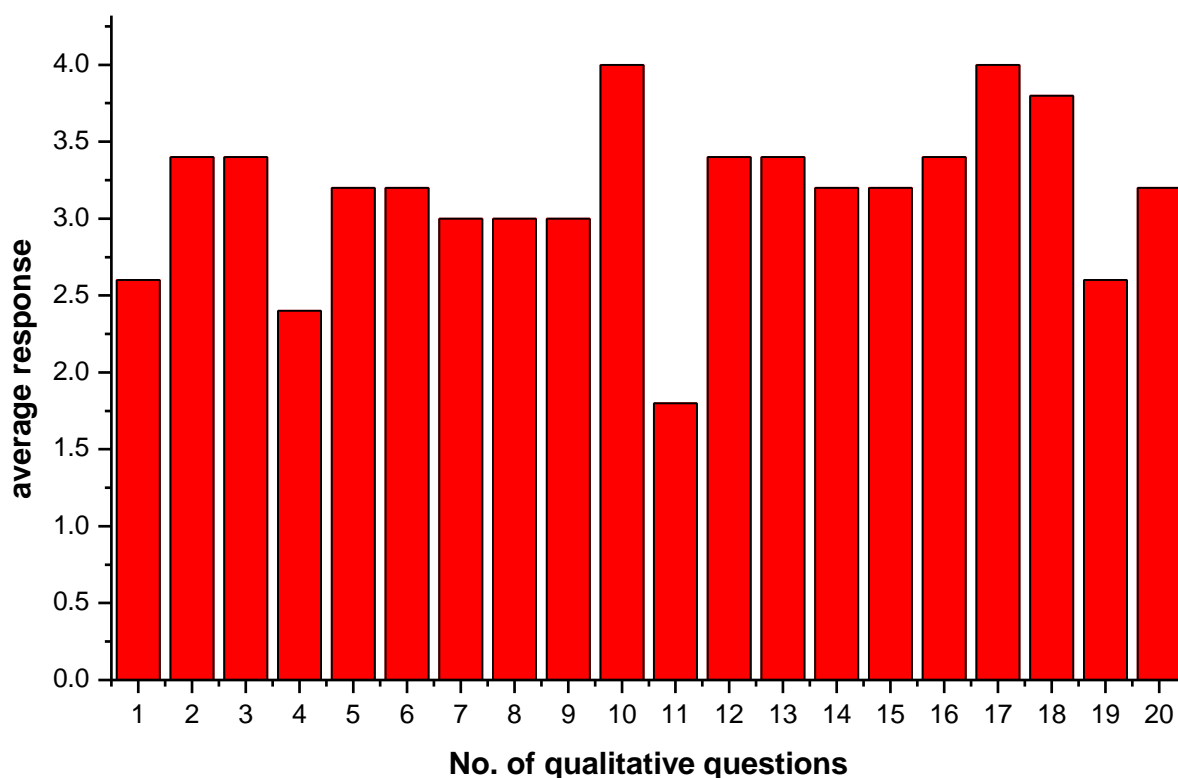
Note: This analysis is done by using data submitted by Semester IV students of Sociology Major. Major course was introduced in Sociology department in the academic year 2017-18.

Deptt. of Statistics



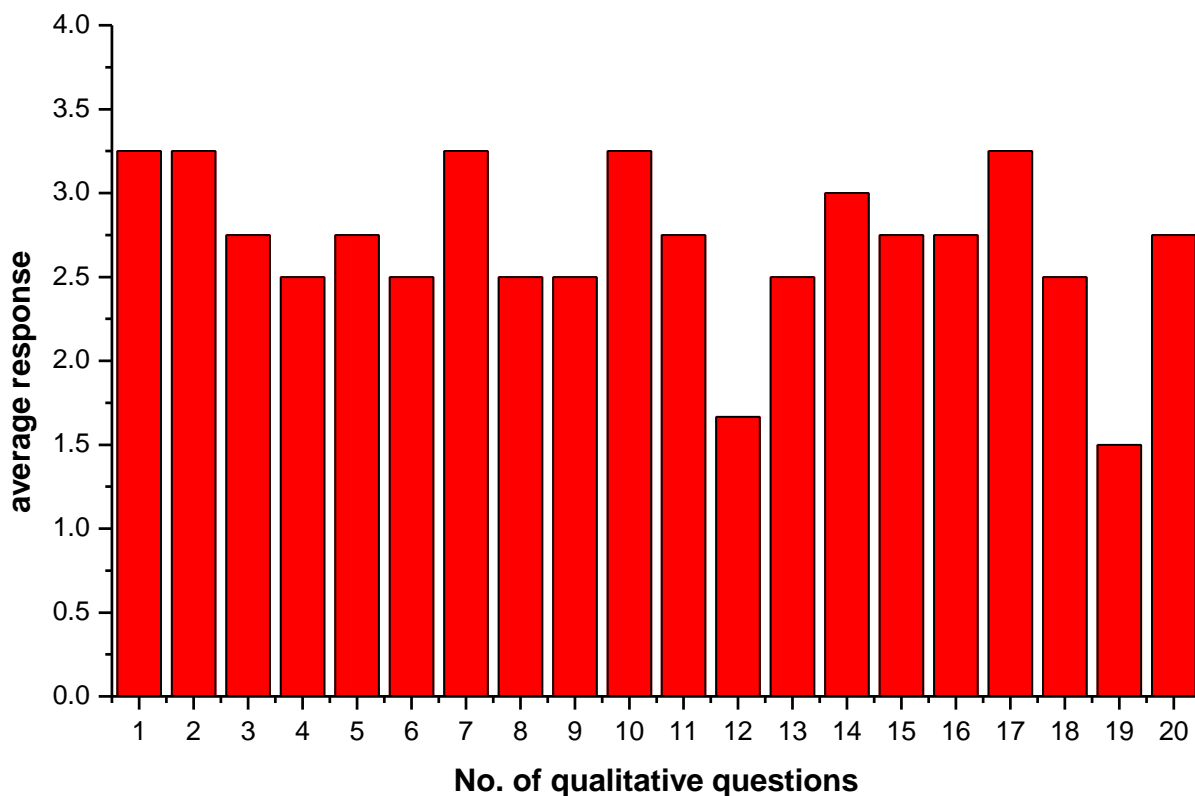
Analysis: The student feedback represented via bar diagram shows that the performance of department of Statistics, Kokrajhar Govt. College is mostly satisfactory . In certain aspects such as teacher’s preparation for the classes, teacher’s communication, fairness of the internal evaluation process, discussion upon performance in assignments, illustration of the concepts through examples and applications and in identification of strengths and weaknesses of students the deptt. Of Statistics has shown excellency. However, the feedback suggests that the department needs improvement promoting social and emotional growth of the students, field visit and provision of multiple opportunities to learn and grow. Another area of concern for the department is the use of ICT tools for classroom delivery.

Deptt. of Zoology



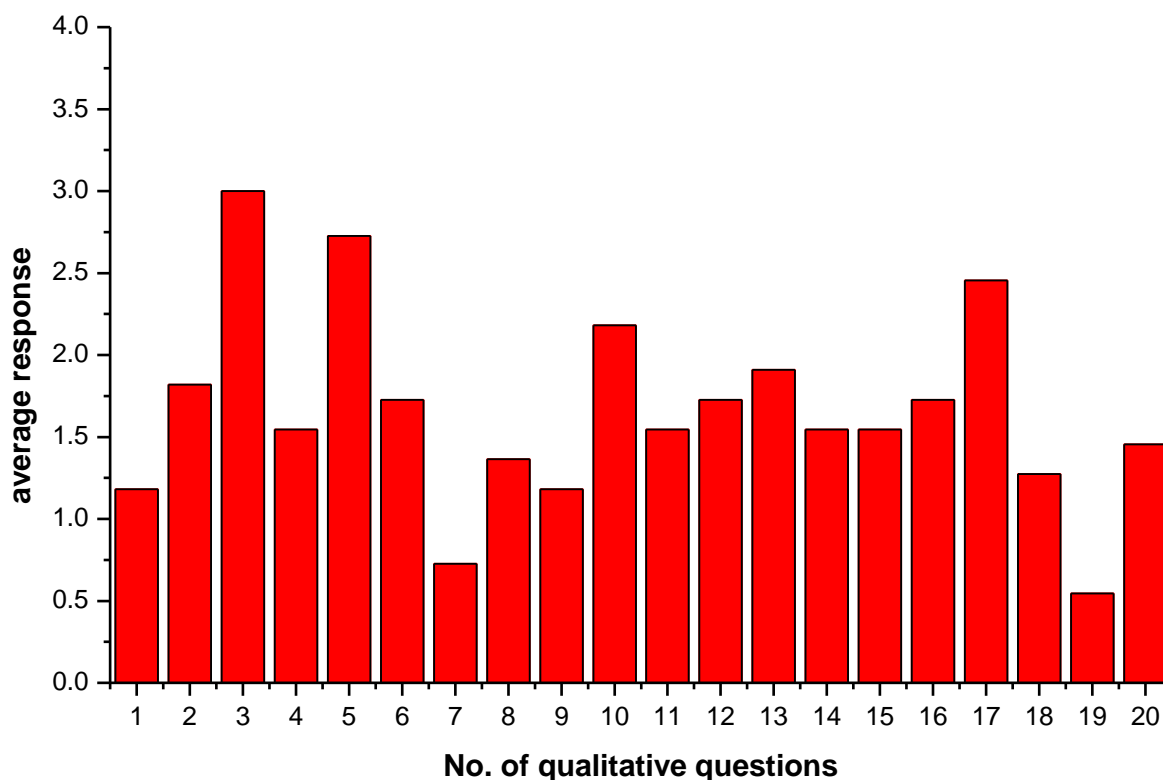
Analysis: The student feedback represented via bar diagram shows that the performance of department of Zoology, Kokrajhar Govt. College is more or less satisfactory. In certain aspects such as information about program outcomes, encouraging to participate in extra curricular activities, and in inculcating soft skills, life skills and employability skills in case of the students the deptt. Of Zoology has shown excellency. However, the feedback suggests that the department needs improvement in covering of syllabus in time, teacher's approach to teaching, follow-up of assignment and the use of ICT tools for classroom delivery.

Bodo (PG)



Analysis: The student feedback represented via bar diagram shows that the performance of department of Bodo, Kokrajhar Govt. College is more or less satisfactory. In certain aspects such as covering of syllabus in time, teacher's preparation for the classes, field visit opportunities, information about course outcomes and in encouraging to participate in extra curricular activities the deptt. of Bodo has shown excellency. However, the feedback suggests that the department needs improvement in illustration of the concepts through examples and applications and the use of ICT tools for classroom delivery.

Chemistry (PG)



Analysis: The student feedback represented via bar diagram shows that the performance of department of Chemistry, Kokrajhar Govt. College is more or less satisfactory . In certain aspects such as teacher's communication and fairness of the internal evaluation process the deptt. of Chemistry has shown excellency. However, the feedback suggests that the department needs improvement in covering syllabus in time, teacher's preparation for the classes, teacher's approach to teaching, discussion upon performance in assignments, field visit opportunities, promoting social and emotional growth of the students, follow-up of assignments, illustration of the concepts through examples and applications, identifying weaknesses, inculcating soft skills, life skills and employability skills in case of the students and the use of ICT tools for classroom delivery. Overall quality teaching for the deptt. of Chemistry needs to be improved.
