

2019-2020



Students Satisfaction Survey on Teaching Learning Process (SSS, 2019-20)

Kokrajhar Govt,
College,
Kokrajhar,
BTC, Assam
783370

CONTENTS:

Content	Page Number
Students Satisfaction Survey on Teaching Learning Process (SSS, 2019-20)	1
Blank questionnaire used in the survey	2-3
Filled Questionnaire	4-5
1. Department of Assamese	6
2. Department of Bengali	7
3. Department of Bodo	8
4. Department of Botany	9
5. Department of Chemistry	10
6. Department of Computer Science	11
7. Department of Economics	12
8. Department of Education	13
9. Department of English	14
10. Department of Geography	15
11. Department of Hindi	16
12. Department of History	17
13. Department of Mathematics	18
14. Department of Philosophy	19
15. Department of Physics	20
16. Department of Political Science	21
17. Department of Sociology	22
18. Department of Statistics	23
19. Department of Zoology	24

Students Satisfaction Survey on Teaching Learning Process (SSS, 2019-20)

To obtain Students Satisfaction Survey on Teaching Learning Process (SSS) during the academic year 2019-20, IQAC of Kokrajhar Govt. College designed a questionnaire. This printed questionnaire was distributed to the Under Graduate students (Major Course) 6th Semester, students of Assamese, Bengali, Bodo, Botany, Chemistry, Computer Science, Economics, Education, English, Geography, Hindi, History, and Mathematics, Philosophy, Physics, Political Science, Sociology, Statistics, Zoology. Among these, 175 Nos. of under Graduate students submitted their responses. All the 19 Departments have submitted the questionnaire on curriculum and accordingly analysis had been done.

The respondents were not asked to write their names in the questionnaire as to get a neutral, unbiased and objective response. The students submitted their responses in a drop box provided by IQAC for the survey.

The questionnaire was prepared covering various aspects of curriculum, learning and evaluation. There were 20 questions each with five responses out of which the respondent was asked to tick the response which he/she considered to be the most appropriate and one last question was regarding the suggestion. The responses were rated in the weight age 0 to 4 with the legends “Poor”, “Fair”, “Good”, “Very Good”, and “Excellent” / “Strongly agree”, “Agree”, “Neutral”, “Disagree” and “Strongly Disagree” respectively.

The questionnaire submitted by the students to IQAC was analysed thoroughly and quantitatively by a committee formed by the Principal headed by Dr. Hemanta Kumar Das, Associate Professor of the Department of Assamese along with members of the committee Dr. Mainul Haque, Assistant Professor, Department of Chemistry, Mrs. Rangili Brahma, Assistant Professor, Department of Political Science of the Kokrajhar Govt. College. The committee took the utmost care in tabulating the various aspects of the questionnaires and finally plotted the ratings into comprehensive bar diagram by using scientific graphing program Origin 6.1 Software. The bar diagrams were drawn with “Question No.” as abscissa and “Average response” as ordinate of coordinate system. The bar diagrams illustrate responses of students of Kokrajhar Govt. College regarding the Curriculum studied by them.

Submitted By

1. Dr. Hemanta Kumar Das,
2. Dr. Mainul Haque,
3. Mrs. Rangili Brahma

Received By



Mrs. Anjalee Basumatary
Coordinator IQAC,
Kokrajhar Govt. College

**Co-ordinator, IQAC
Kokrajhar Govt. College
Kokrajhar**



KOKRAJHAR GOVT. COLLEGE
P.O. & T.O. KOKRAJHAR
Dist : KOKRAJHAR, BTC (ASSAM)

STUDENT SATISFACTION SURVEY ON TEACHING LEARNING PROCESS

Department: _____

Stream: _____

Academic year: _____

Semester: _____

Instructions to fill the questionnaire

- All questions should be compulsorily attempted.
- Each question has five responses, choose the most appropriate one.
- The response to the qualitative question no. 21 is student's opportunity to give suggestions or improvements; she/he can also mention weaknesses of the institute here. (Kindly restrict your response to teaching learning process only)

1. How much of the syllabus was covered in the class?

- 4 – 85 to 100% 3 – 70 to 84% 2 – 55 to 69%
 1 – 30 to 54% 0 – Below 30%

2. How well did the teachers prepare for the classes?

- 4 – Thoroughly 3 – Satisfactorily 2 – Poorly
 1 – Indifferently 0 – Won't teach at all

3. How well were the teachers able to communicate?

- 4 – Always effective 3 – Sometimes effective 2 – Just satisfactorily
 1 – Generally ineffective 0 – Very poor communication

4. The teacher's approach to teaching can best be described as

- 4 – Excellent 3 – Very good 2 – Good 1 – Fair 0 – Poor

5. Fairness of the internal evaluation process by the teachers.

- 4 – Always fair 3 – Usually fair 2 – Sometimes unfair
 1 – Usually unfair 0 – Unfair

6. Was your performance in assignments discussed with you?

- 4 – Every time 3 – Usually 2 – Occasionally/Sometimes
 1 – Rarely 0 – Never

7. The institute takes active interest in promoting internship, student exchange, field visit opportunities for students.

- 4 – Regularly 3 – Often 2 – Sometimes 1 – Rarely 0 – Never

8. The teaching and mentoring process in your institution facilitates you in cognitive, social and emotional growth.

- 4 – Significantly 3 – Very well 2 – Moderately
 1 – Marginally 0 – Not at all

9. The institution provides multiple opportunities to learn and grow.

- 4 – Strongly agree 3 – Agree 2 – Neutral
 1 – Disagree 0 – Strongly disagree

10. Teachers inform you about your expected competencies, course outcomes and . . . programme outcomes.

- 4 – Every time 3 – Usually 2 – Occasionally/Sometimes
 1 – Rarely 0 – Never

11. Your mentor does a necessary follow-up with an assigned task to you.
- 4 – Every time 3 – Usually 2 – Occasionally/Sometimes
 1 – Rarely 0 – I don't have a mentor
12. The teachers illustrate the concepts through examples and applications.
- 4 – Every time 3 – Usually 2 – Occasionally/Sometimes
 1 – Rarely 0 – Never
13. The teachers identify your strengths and encourage you with providing right level of challenges.
- 4 – Fully 3 – Reasonably 2 – Partially
 1 – Slightly 0 – Unable to
14. Teachers are able to identify your weaknesses and help you to overcome them.
- 4 – Every time 3 – Usually 2 – Occasionally/Sometimes
 1 – Rarely 0 – Never
15. The institution makes effort to engage students in the monitoring, review and continuous quality improvement of the teaching learning process.
- 4 – Strongly agree 3 – Agree 2 – Neutral
 1 – Disagree 0 – Strongly disagree
16. The institute/ teachers use student centric methods, such as experiential learning, participative learning and problem solving methodologies for enhancing learning experiences.
- 4 – To a great extent 3 – Moderate 2 – Some what
 1 – Very little 0 – Not at all
17. Teachers encourage you to participate in extracurricular activities.
- 4 – Strongly agree 3 – Agree 2 – Neutral
 1 – Disagree 0 – Strongly disagree
18. Efforts are made by the institute/ teachers to inculcate soft skills, life skills and employability skills to make you ready for the world of work.
- 4 – To a great extent 3 – Moderate 2 – Some what
 1 – Very little 0 – Not at all
19. What percentage of teachers use ICT tools such as LCD projector, Multimedia, etc. while teaching.
- 4 – Above 90% 3 – 70 – 89% 2 – 50 – 69%
 1 – 30 – 49% 0 – Below 29%
20. The overall quality of teaching-learning process in your institute is very good.
- 4 – Strongly agree 3 – Agree 2 – Neutral
 1 – Disagree 0 – Strongly disagree
21. Give three observation / suggestions to improve the overall teaching – learning experience in your institution.

a)

b)

c)

Page-2



STUDENT SATISFACTION SURVEY ON TEACHING LEARNING PROCESS

Department: Political Science (Major)

Stream: Arts

Academic year: 2019-2020

Semester: B.A. 6th Sem

Instructions to fill the questionnaire

- All questions should be compulsorily attempted.
- Each question has five responses, choose the most appropriate one.
- The response to the qualitative question no. 21 is student's opportunity to give suggestions or improvements; she/he can also mention weaknesses of the institute here. (Kindly restrict your response to teaching learning process only)

1. How much of the syllabus was covered in the class?

- 4 - 85 to 100% 3 - 70 to 84% 2 - 55 to 69%
 1 - 30 to 54% 0 - Below 30%

2. How well did the teachers prepare for the classes?

- 4 - Thoroughly 3 - Satisfactorily 2 - Poorly
 1 - Indifferently 0 - Won't teach at all

3. How well were the teachers able to communicate?

- 4 - Always effective 3 - Sometimes effective 2 - Just satisfactorily
 1 - Generally ineffective 0 - Very poor communication

4. The teacher's approach to teaching can best be described as

- 4 - Excellent 3 - Very good 2 - Good 1 - Fair 0 - Poor

5. Fairness of the internal evaluation process by the teachers.

- 4 - Always fair 3 - Usually fair 2 - Sometimes unfair
 1 - Usually unfair 0 - Unfair

6. Was your performance in assignments discussed with you?

- 4 - Every time 3 - Usually 2 - Occasionally/Sometimes
 1 - Rarely 0 - Never

7. The institute takes active interest in promoting internship, student exchange, field visit opportunities for students.

- 4 - Regularly 3 - Often 2 - Sometimes 1 - Rarely 0 - Never

8. The teaching and mentoring process in your institution facilitates you in cognitive, social and emotional growth.

- 4 - Significantly 3 - Very well 2 - Moderately
 1 - Marginally 0 - Not at all

9. The institution provides multiple opportunities to learn and grow.

- 4 - Strongly agree 3 - Agree 2 - Neutral
 1 - Disagree 0 - Strongly disagree

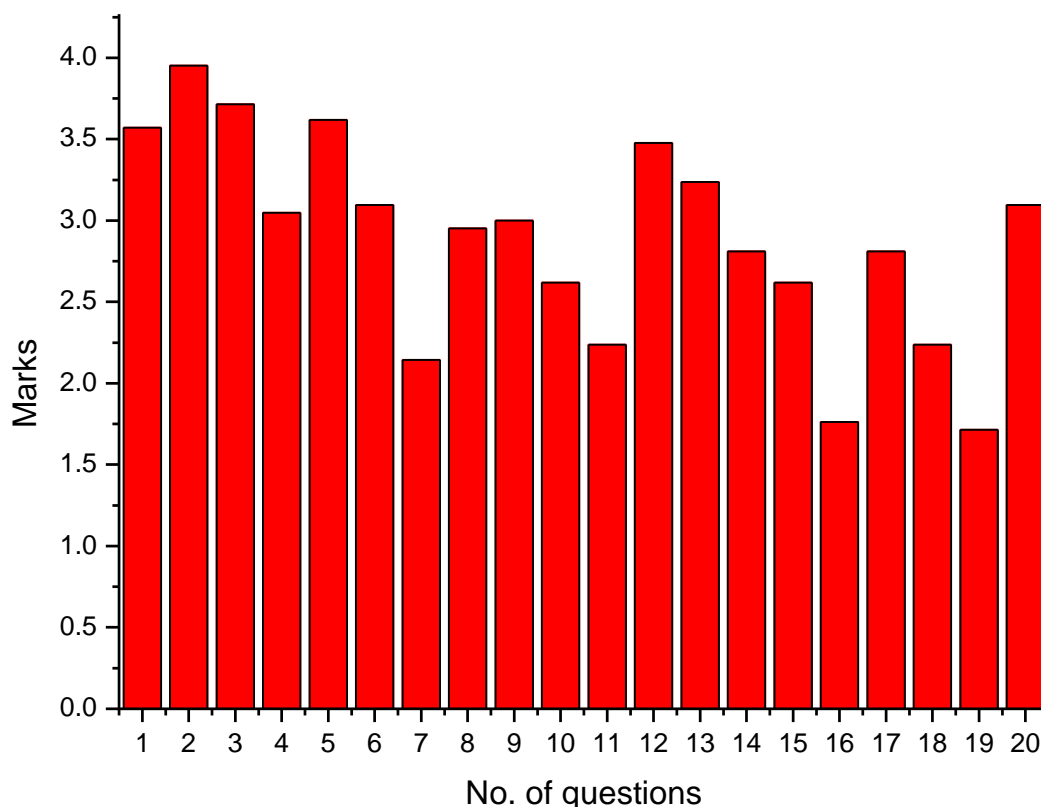
10. Teachers inform you about your expected competencies, course outcomes and programme outcomes.

- 4 - Every time 3 - Usually 2 - Occasionally/Sometimes
 1 - Rarely 0 - Never

11. Your mentor does a necessary follow-up with an assigned task to you.
 4 – Every time 3 – Usually 2 – Occasionally/Sometimes
 1 – Rarely 0 – I don't have a mentor
12. The teachers illustrate the concepts through examples and applications.
 4 – Every time 3 – Usually 2 – Occasionally/Sometimes
 1 – Rarely 0 – Never
13. The teachers identify your strengths and encourage you with providing right level of challenges.
 4 – Fully 3 – Reasonably 2 – Partially
 1 – Slightly 0 – Unable to
14. Teachers are able to identify your weaknesses and help you to overcome them.
 4 – Every time 3 – Usually 2 – Occasionally/Sometimes
 1 – Rarely 0 – Never
15. The institution makes effort to engage students in the monitoring, review and continuous quality improvement of the teaching learning process.
 4 – Strongly agree 3 – Agree 2 – Neutral
 1 – Disagree 0 – Strongly disagree
16. The institute/ teachers use student centric methods, such as experiential learning, participative learning and problem solving methodologies for enhancing learning experiences.
 4 – To a great extent 3 – Moderate 2 – Some what
 1 – Very little 0 – Not at all
17. Teachers encourage you to participate in extracurricular activities.
 4 – Strongly agree 3 – Agree 2 – Neutral
 1 – Disagree 0 – Strongly disagree
18. Efforts are made by the institute/ teachers to inculcate soft skills, life skills and employability skills to make you ready for the world of work.
 4 – To a great extent 3 – Moderate 2 – Some what
 1 – Very little 0 – Not at all
19. What percentage of teachers use ICT tools such as LCD projector, Multimedia, etc. while teaching.
 4 – Above 90% 3 – 70 – 89% 2 – 50 – 69%
 1 – 30 – 49% 0 – Below 29%
20. The overall quality of teaching-learning process in your institute is very good.
 4 – Strongly agree 3 – Agree 2 – Neutral
 1 – Disagree 0 – Strongly disagree
21. Give three observation / suggestions to improve the overall teaching – learning experience in your institution.

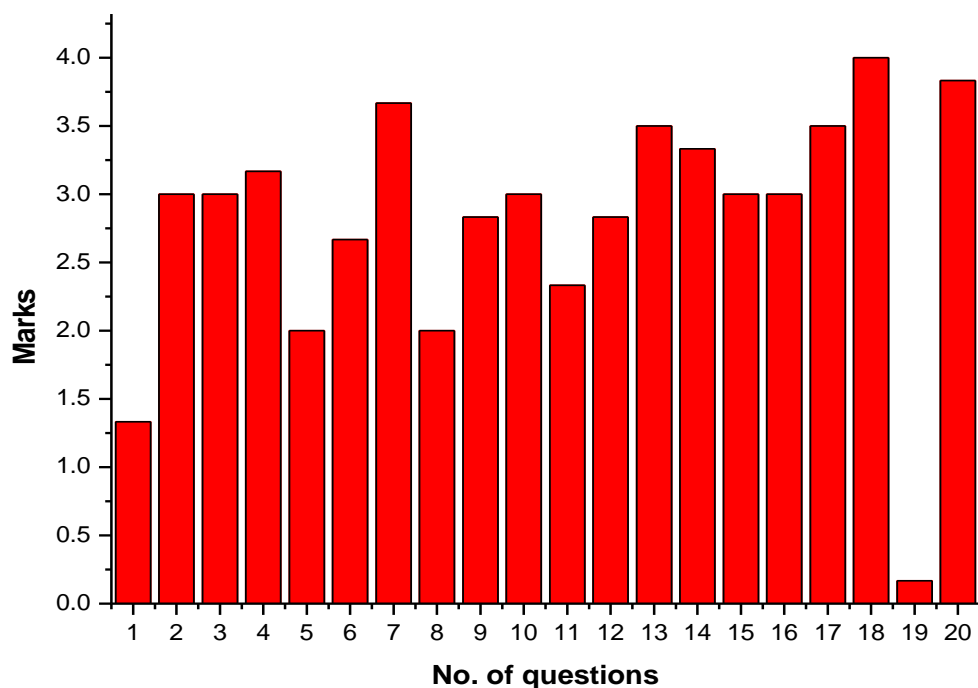
- a) Respected teachers should increase the interaction time with students.
- b) Students who have performed poorly in recent examinations should be treated specially.
- c) The institution should build e-classrooms.

1. Department of Assamese



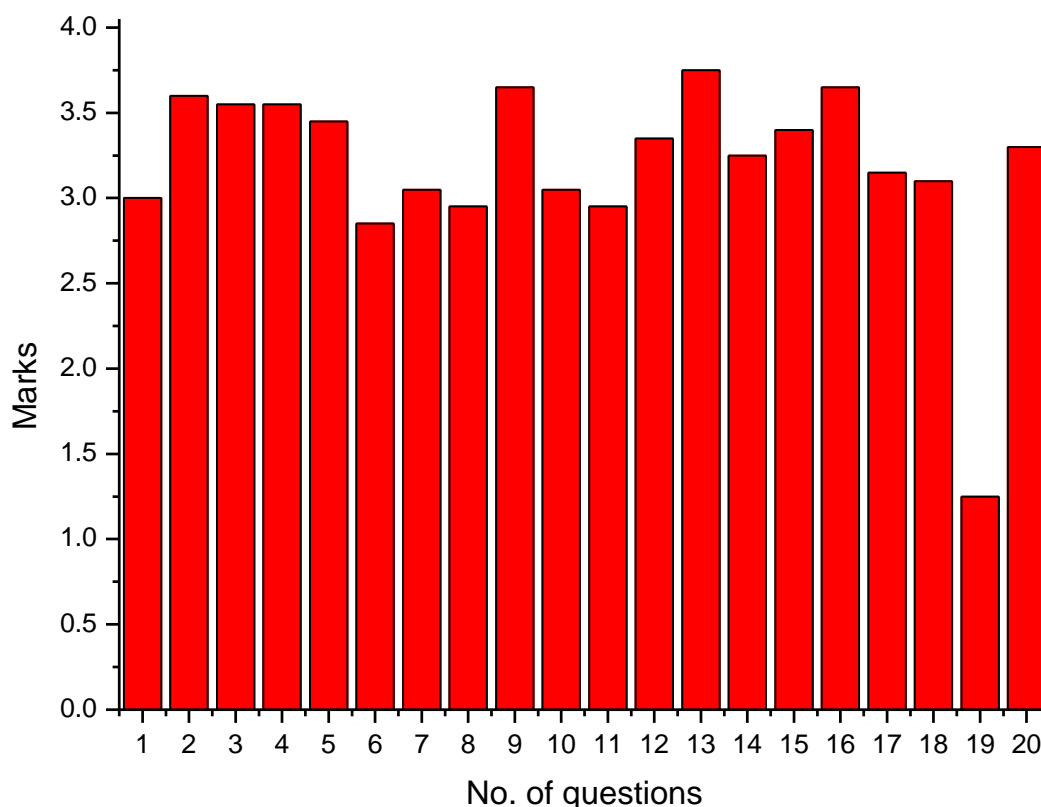
Analysis: The student feedback represented via bar diagram shows that the performance of department of Assamese, Kokrajhar Govt. College is mostly satisfactory . In certain aspects such as covering the syllabus, teacher’s preparation for the classes , in communicating the students and in fairness of the internal evaluation process, the deptt. of Assamese has shown excellency. However, the feedback suggests the improvement in major areas of promoting intership, student exchange, field visit opportunities, follow up with an assignment task and use of student centric methods are necessary. Another major area of concern for the deptt. of Assamese is the use of ICT tools for classroom delivery.

2. Department of Bengali



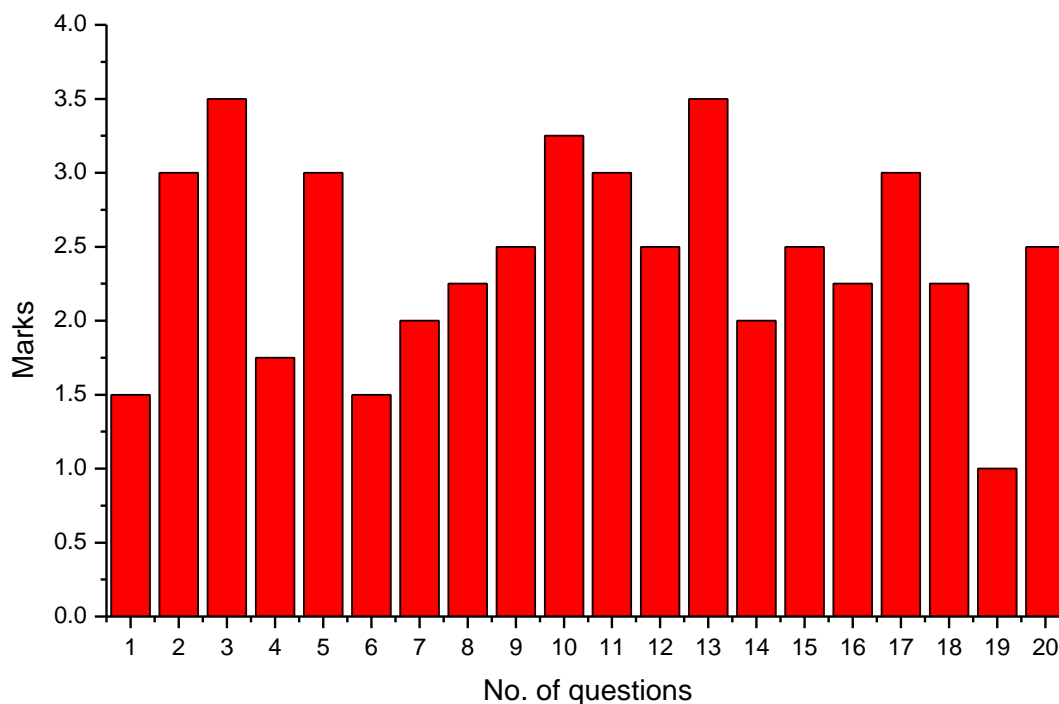
Analysis: The student feedback represented via bar diagram shows that the performance of department of Bengali, Kokrajhar Govt. College is more or less satisfactory . In certain aspects such as preparation for the classes, the teacher’s communication, areas of promoting internship, student exchange and field visit ,information relating to expected outcome of course and encouraging the students with right level of challenges, for extra-curricular activites, inculcating soft skills, life skills and employability skills the deptt. of Bengali has shown excellency to some extent. However, the feedback suggests the improvement in major areas of covering syllabus in time, fairness in internal evaluation, discussion on the performance of assignments and follow-up are necessary. Another major area of concern for the deptt. of Bengali is the use of ICT tools for classroom delivery. Overall quality teaching for the deptt. of Bengali needs to be improved.

3. Department of Bodo



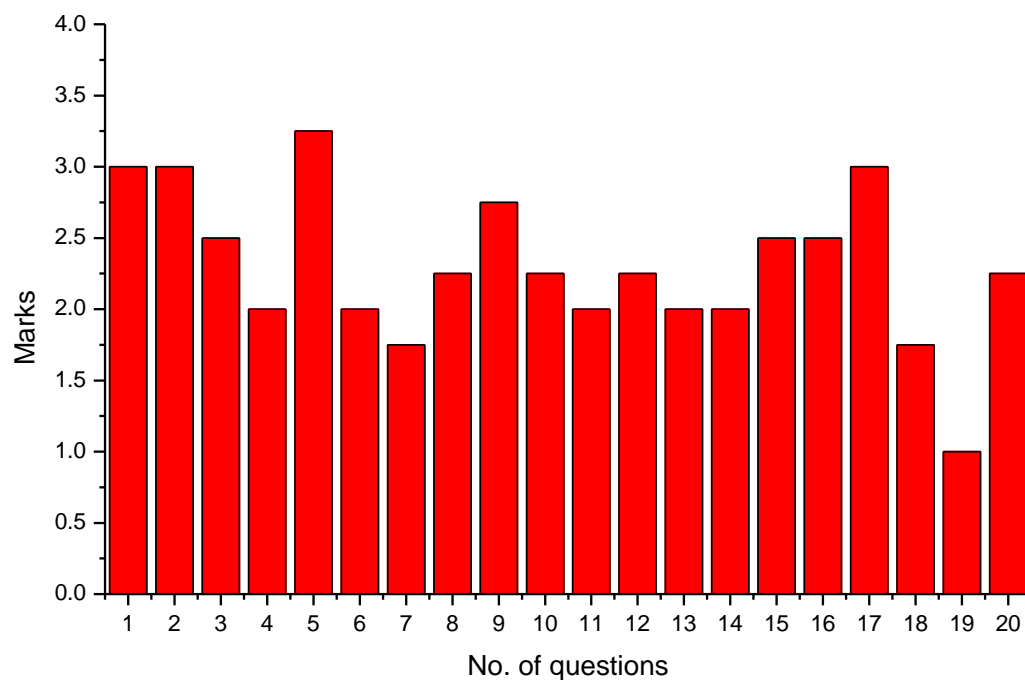
Analysis: The student feedback represented via bar diagram shows that the performance of department of Bodo, Kokrajhar Govt. College is satisfactory . In certain aspects such as teacher’s preparation for the classes, communicating the students, teacher’s approach as well as fairness of the internal evaluation process and identifying the strengths and encouraging the students for extra-curricular activities and for their overall betterment , the deptt. of Bodo has shown excellency. However, the feedback suggests that the students desire discussion on the performance in assignments and necessary follow up by the teachers. Major area of concern shown by the students for the deptt. of Bodo is the use of ICT tools for classroom delivery.

4. Department of Botany



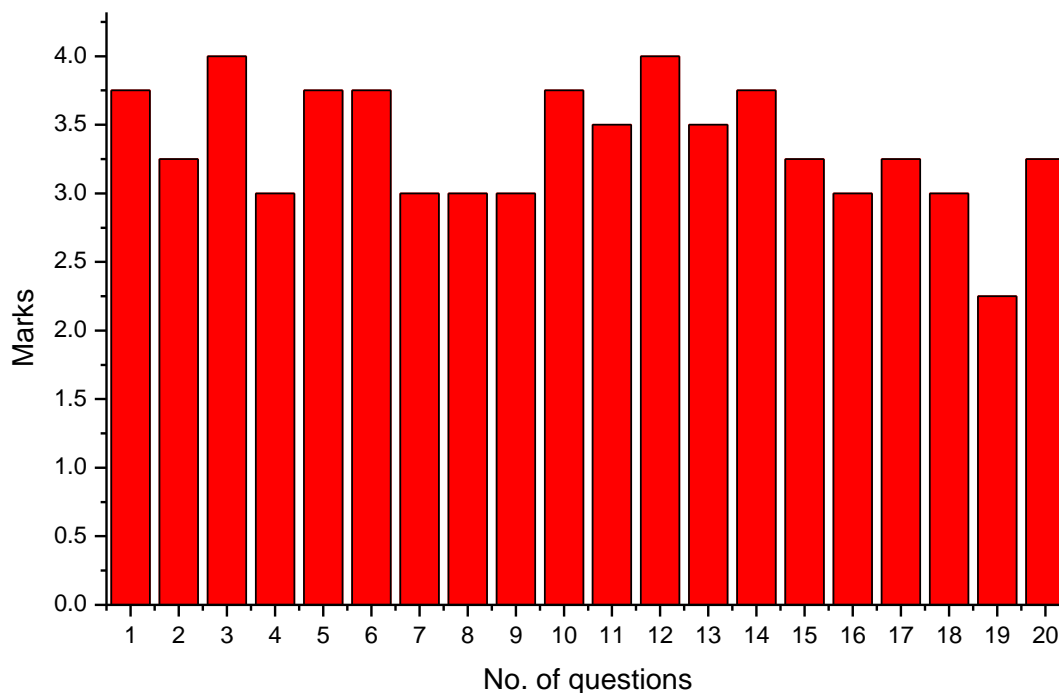
Analysis: The student feedback represented via bar diagram shows that the performance of department of Botany, Kokrajhar Govt. College is more or less satisfactory . In certain aspects such as teacher’s communication, information relating to expected outcome of course and encouraging the students with right level of challenges the deptt. of Botany has shown excellency to some extent. However, the feedback suggests the improvement in major areas of covering syllabus in time, teachers approach in teaching, discussion on the performance in assignments with the students are necessary. Another major area of concern for the deptt. of Botany is the use of ICT tools for classroom delivery. Overall quality teaching for the deptt. of Botany needs to be improved.

5. Department of Chemistry



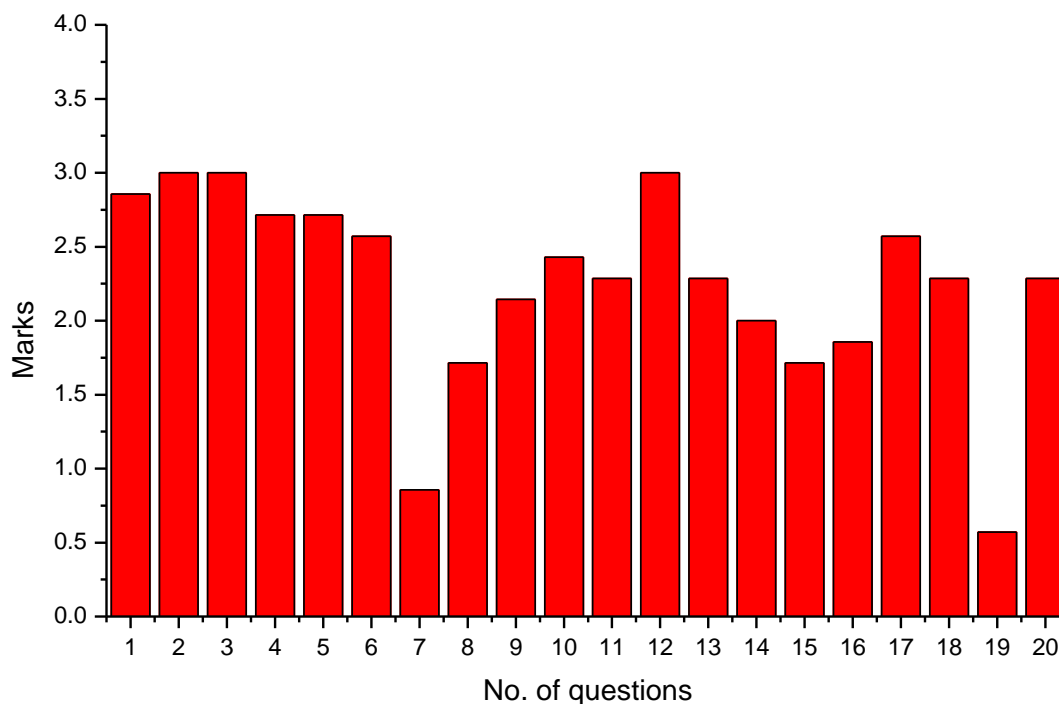
Analysis: The student feedback represented via bar diagram shows that the performance of department of Chemistry, Kokrajhar Govt. College is more or less satisfactory. In certain aspects such as covering the syllabus, the teachers preparation for the class, fairness in the internal evaluation process and encouraging for extra-curricular activities the deptt. of Chemistry has shown excellency to some extent. However, the feedback suggests the improvement in major areas of teacher's approach to teaching, discussion on performance in assignments are necessary. Again, the feedback suggests that the students desire more and more field visit and outreach programme. Another major area of concern for the deptt. of Chemistry is the use of ICT tools for classroom delivery. Overall quality teaching for the deptt. of Chemistry needs to be improved.

6. Department of Computer Science



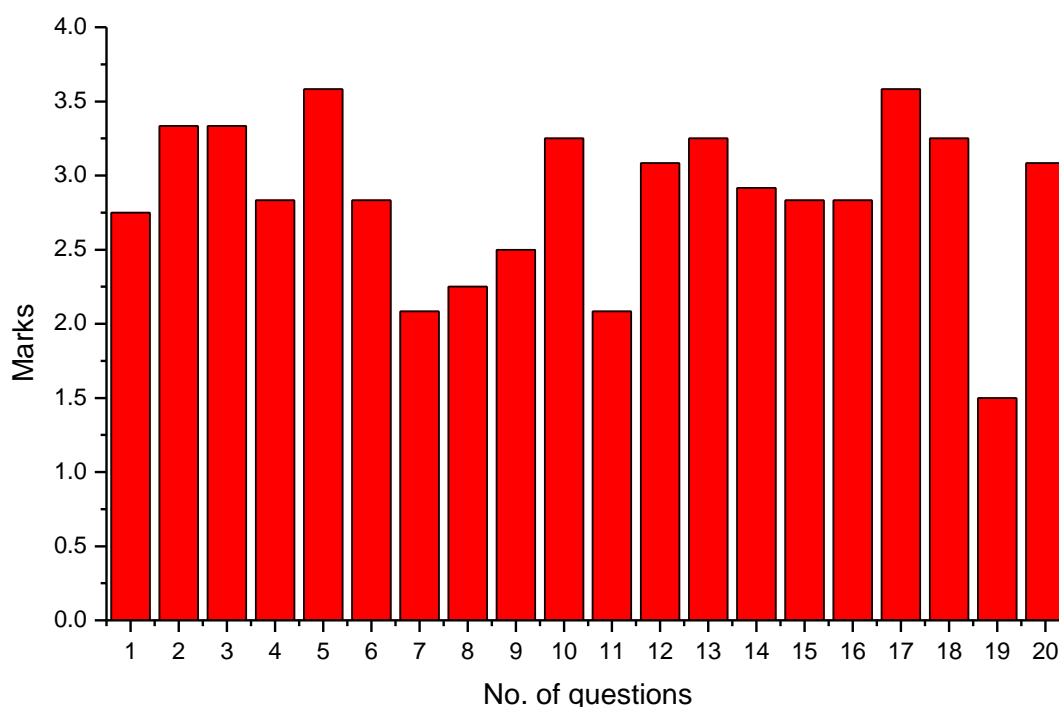
Analysis: The student feedback represented via bar diagram shows that the performance of department of Computer Science, Kokrajhar Govt. College is mostly satisfactory . In certain aspects such as covering the syllabus, communication with the students, fairness in the internal evaluation process and discussion on performance in assignments the deptt. of Computer Science is very good. However, the department needs to improve in the areas of preparation for the classes and in promoting social and emotional growth of the students, field visit and providing multiple opportunities to grow. Another major area of concern for the deptt. of Computer Science is the use of ICT tools for classroom delivery.

7. Department of Economics



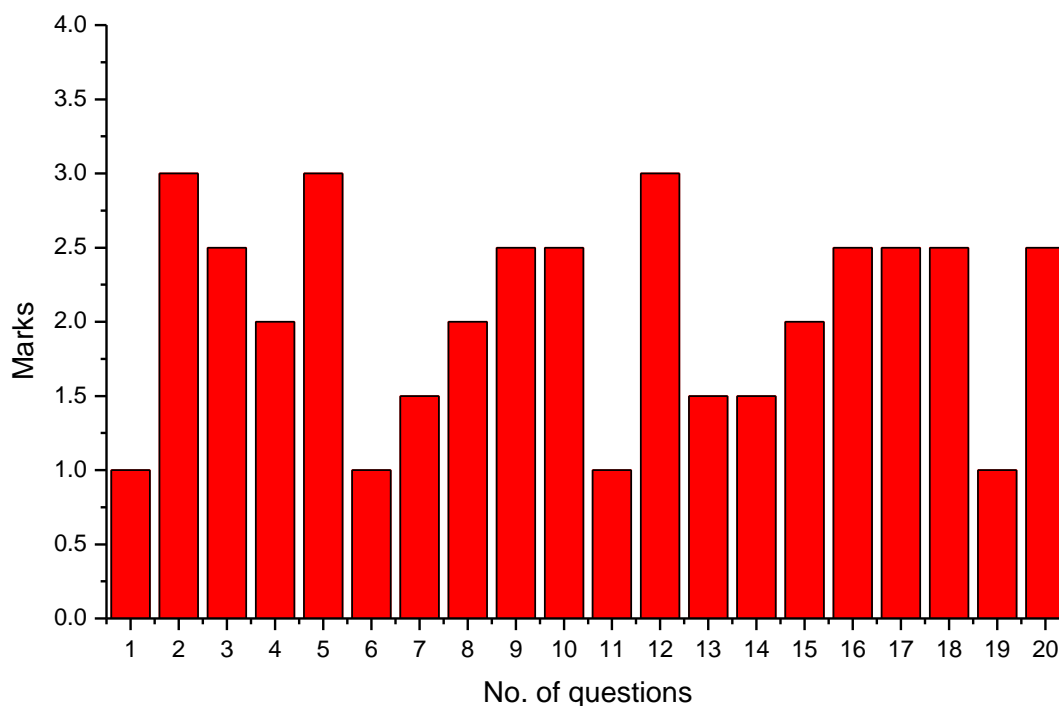
Analysis: The student feedback represented via bar diagram shows that the performance of department of Economics, Kokrajhar Govt. College is mostly satisfactory . In certain aspects such as covering the syllabus, teacher’s preparation for classes as well as communication, approach of teaching, fairness in internal evaluation process, illustration of concepts through examples and applications and the overall quality of teaching –learning process of the deptt of Economics is very good. However, the department needs to improve in the areas of promoting internship student exchange and field visit, promoting social and emotional growth of the students . Another area of concern for the deptt. is the use of ICT tools for classroom delivery.

8. Department of Education



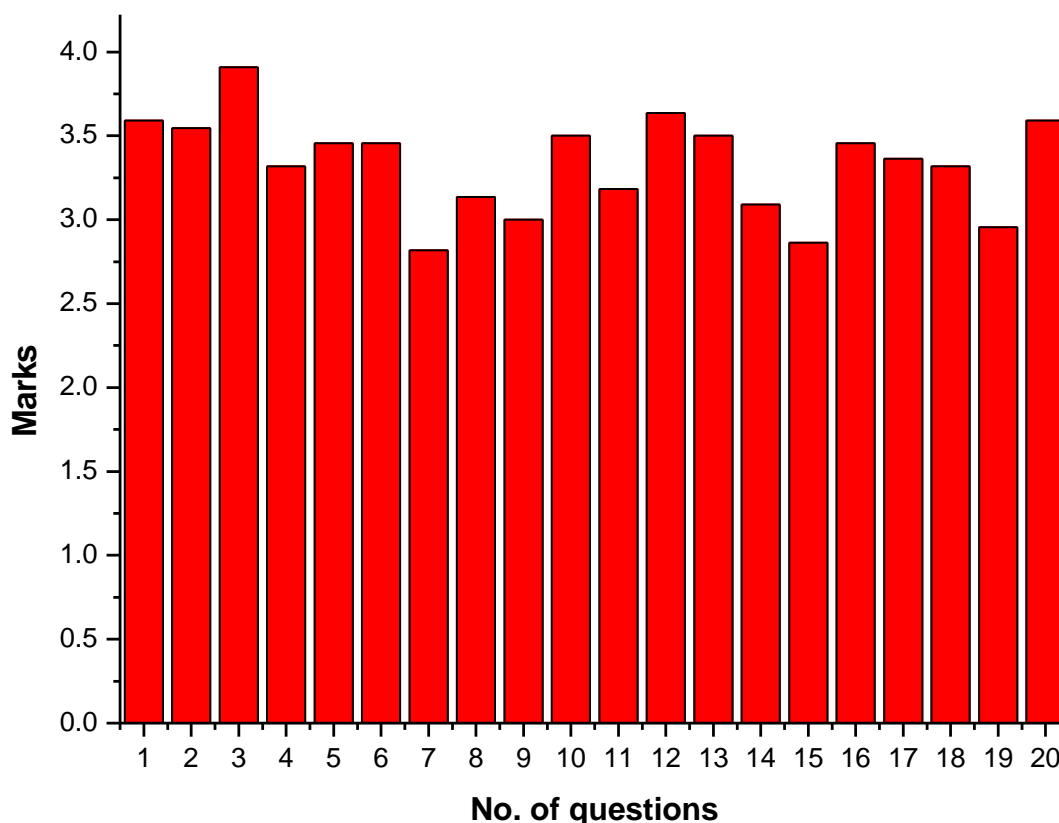
Analysis: The student feedback represented via bar diagram shows that the performance of department of Education, Kokrajhar Govt. College is mostly satisfactory . In certain aspects such as covering the syllabus, teacher’s preparation for classes as well as communication , fairness in internal evaluation process, information relating to expected competencies, course outcomes and programme, encouraging the students with right level of challenges and for extra-curricular activites, inculcate soft skills, life skills and employability skills the deptt of Education is very good. However, the department needs to improve in the areas of promoting internship, student exchange and field visit, promoting social and emotional growth of the students . Another area of concern for the deptt. is the use of ICT tools for classroom delivery.

9. Department of English



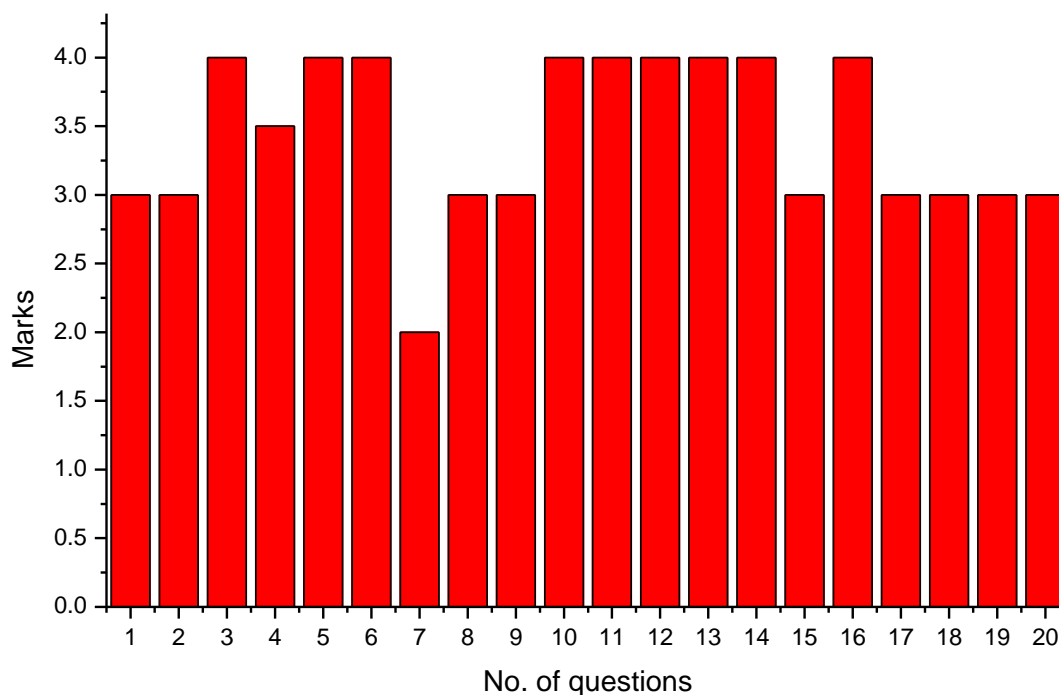
Analysis: The student feedback represented via bar diagram shows that the performance of department of English , Kokrajhar Govt. College is more or less satisfactory . In certain aspects such as teacher’s preparation for classes , fairness in internal evaluation process, illustration with examples and applications , information relating to expected competencies, course outcomes and programme, and for extra-curricular activities, inculcating soft skills, life skills and employability skills the deptt of English is very good. However, the department needs to improve in the areas of covering the syllabus , discussion on the performance of assignments and follow-up, encouraging the students with right level of challenges and identifying the weaknesses and helping them to overcome . Another area of concern for the deptt. is the use of ICT tools for classroom delivery.

10. Department of Geography



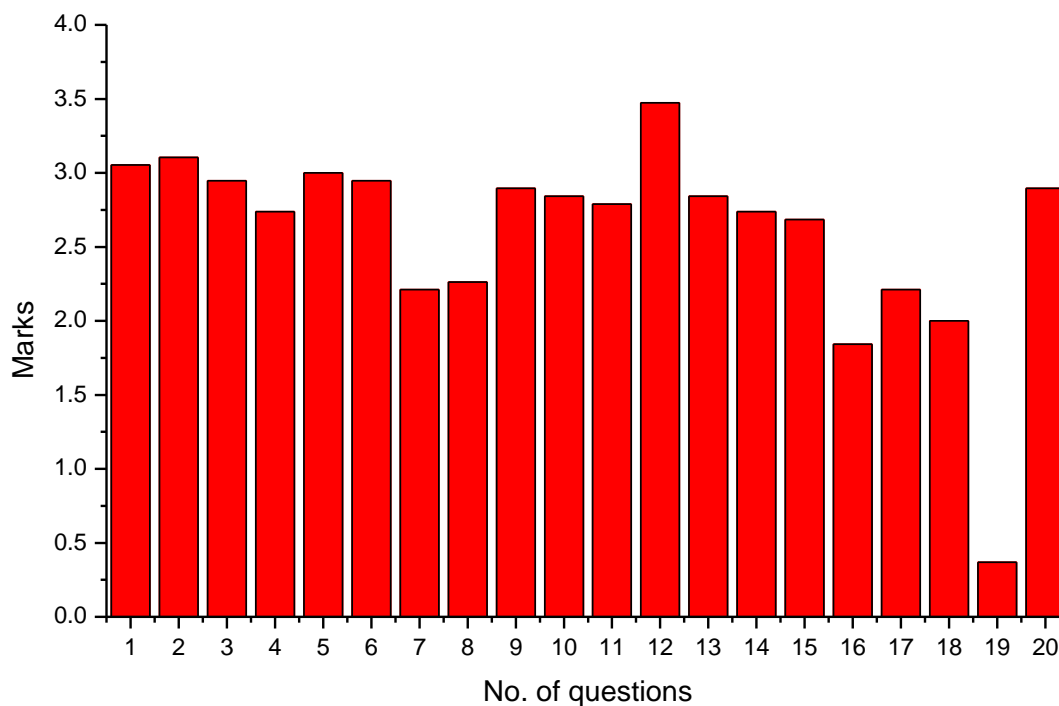
Analysis: The student feedback represented via bar diagram shows that the performance of department of Geography, Kokrajhar Govt. College is satisfactory . In certain aspects such as teacher’s preparation for the classes, communication with the students and in illustration of the concepts through examples and application, encouraging the students with right level of challenges and the overall quality of teaching-learning process the deptt. of Geography has shown excellency to some extent. However, the feedback suggests the improvement in major areas such as promoting internship, student exchange and field visit , interaction with designated scholarly person and experimental learning, monitoring, review and continuous quality improvement to overcome them. Another major area of concern for the deptt. of Geography is the use of ICT tools for classroom delivery.

11. Department of Hindi



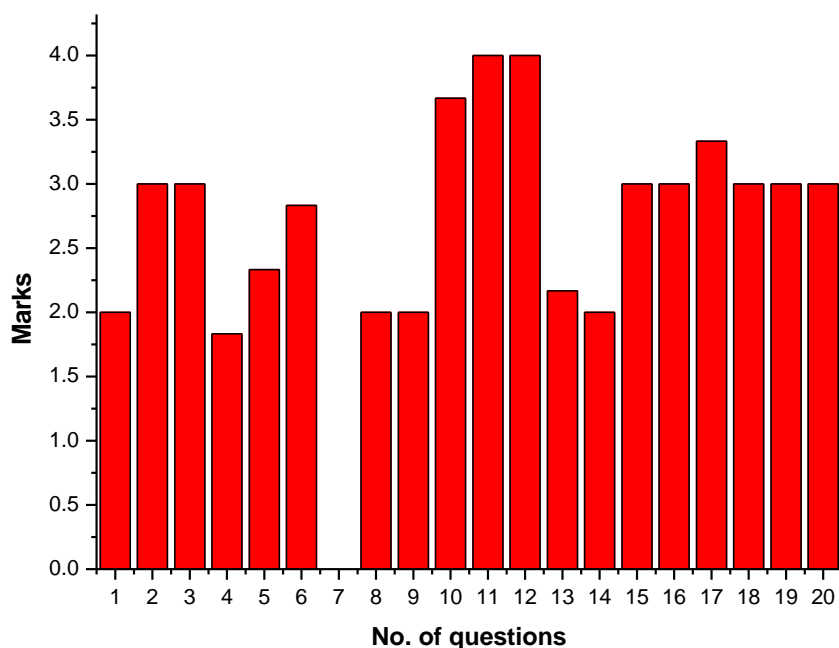
Analysis: The student feedback represented via bar diagram shows that the performance of department of Hindi, Kokrajhar Govt. College is satisfactory . In certain aspects such as teacher’s communication, fairness of the internal evaluation, discussion on performance in assignments and follow-up, information about expected competencies, course outcomes and programmes, illustrations of the concepts through examples and applications, promoting social and emotional growth in case of the students , identify students weakness in order to overcome them, the deptt. of Hindi has shown excellency to some extent. However, the feedback suggests that there should be more and more field visit and outreach programme and inculcating the soft skills, life skills and employability skills in case of the students are necessary. The deptt. of Hindi is lacking in the use of ICT tools for classroom delivery. Overall quality teaching for the deptt. of Hindi needs to be improved.

12. Department of History



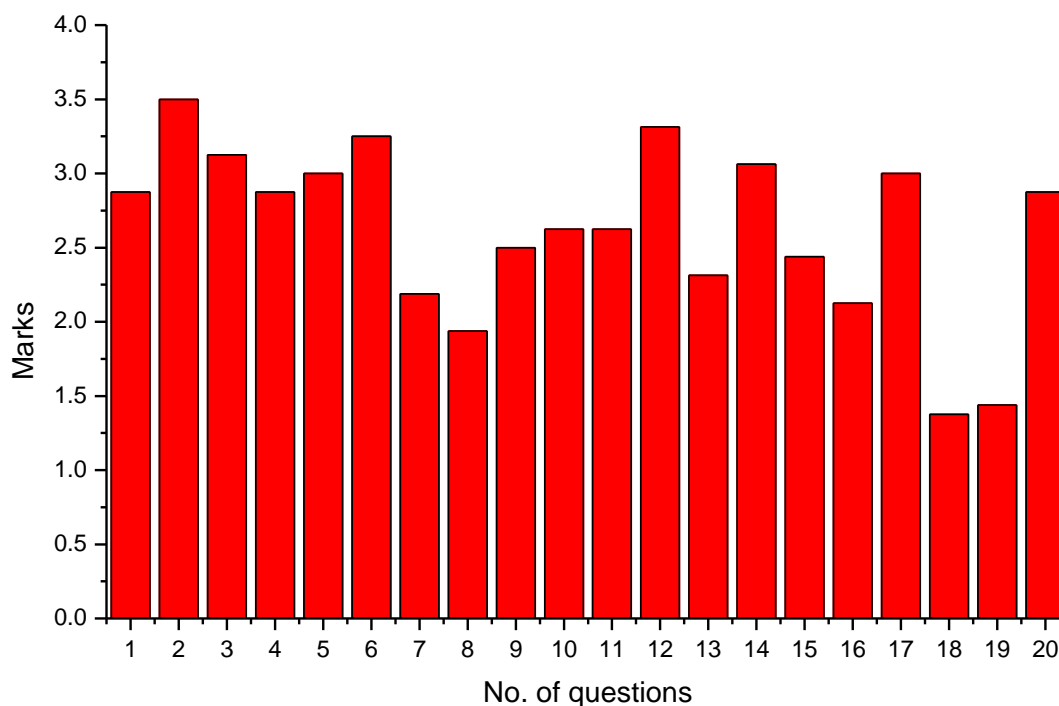
Analysis: The student feedback represented via bar diagram shows that the performance of department of History, Kokrajhar Govt. College is mostly satisfactory . In certain aspects such as covering the syllabus, teacher’s preparation for the classes, internal evaluation process of the teachers, communication with the students and illustration of the concepts through examples and application, encouraging the students for their betterment has shown excellency. However, the feedback suggests that the students desire more and more field visit, interaction with designated scholarly person and experimental learning, in social and emotional growth as well. Again major area of concern for the deptt. of History is the use of ICT tools for classroom delivery.

13. Department of Mathematics



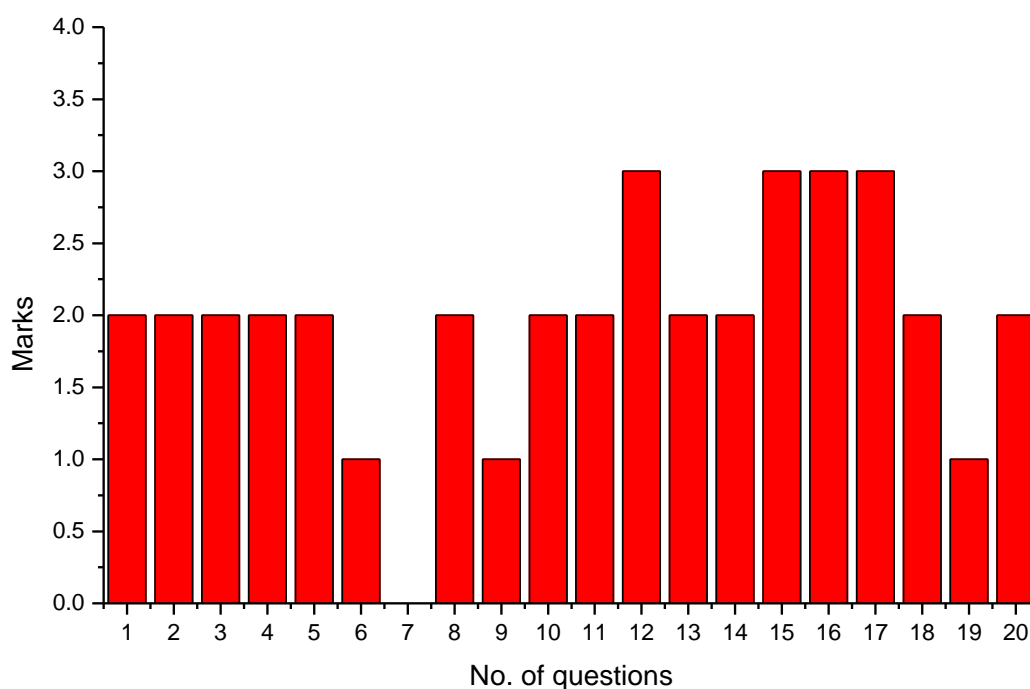
Analysis: The student feedback represented via bar diagram shows that the performance of department of Mathematics, Kokrajhar Govt. College is more or less satisfactory . In certain aspects such as teacher’s preparation for the classes, communication with the students, information relating to expected outcome of course, discussion on the performance of assignments and follow-up, illustration of the concepts through examples and application and encouraging for extra-curricular activites the deptt. of Mathematics has shown excellency. However, the feedback suggests improvements in major areas such as covering the syllabus,teachers approach, in social and emotional growth of the students , opportunities to grow and learn as well. Overall quality teaching for the deptt. of Mathematics needs to be improved.

14. Department of Philosophy



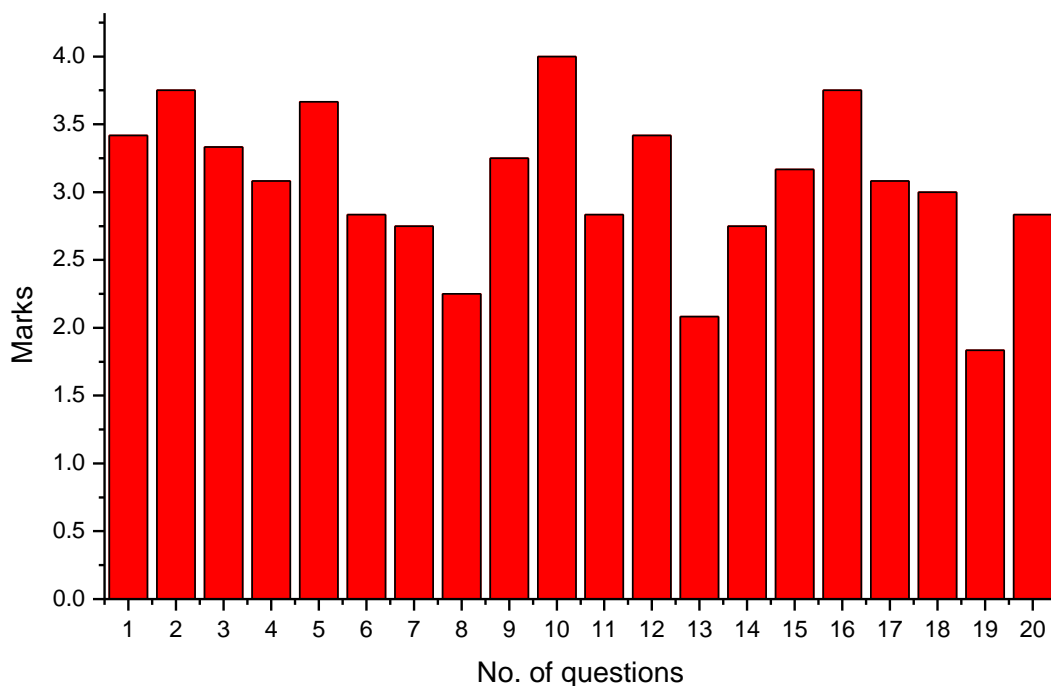
Analysis: The student feedback represented via bar diagram shows that the performance of department of Philosophy, Kokrajhar Govt. College is more or less satisfactory . In certain aspects such as covering the syllabus, teachers preparation for the classes, follow –up with an assignment, illustration of the concepts through examples and applications, identifying the weakness of the students to overcome them , encouraging the students to participate in extra curricular activities, in overall teaching learning experience the students has shown excellency. However, the feedback suggests improvement in major areas such as more and more field visit, interaction with designated scholarly person and experimental learning, in social and emotional growth and in inculcating the soft skills, life skills and employability skills in case of the students are necessary as well . Another major area of concern for the deptt. of Philosophy is the use of ICT tools for classroom delivery.

15. Department of Physics



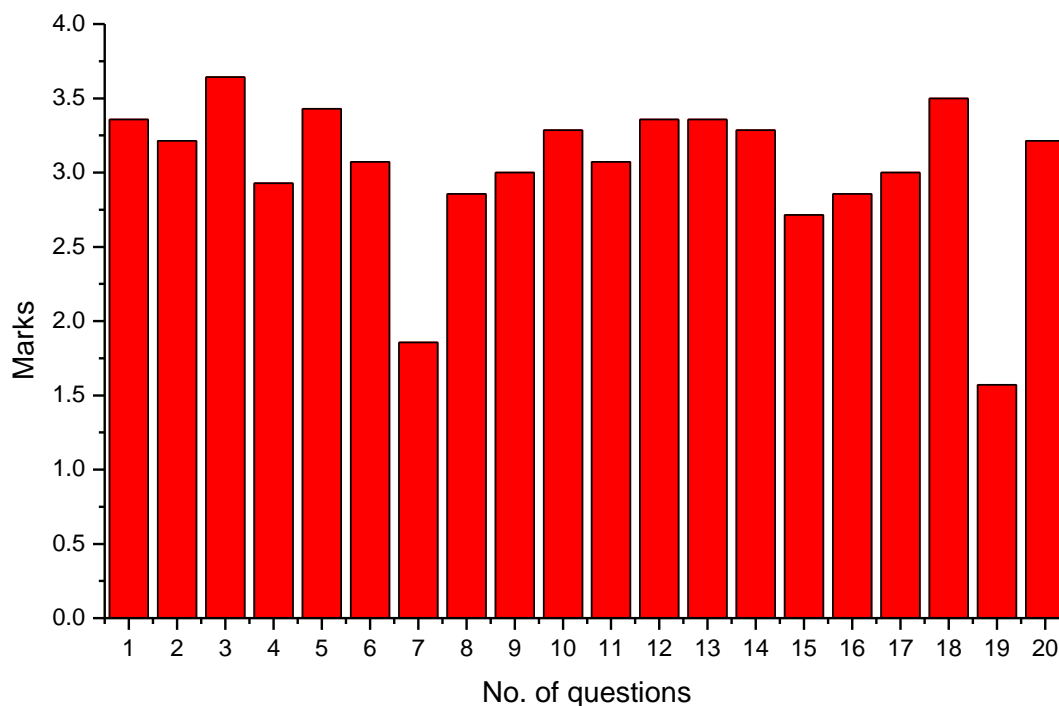
Analysis: The student feedback represented via bar diagram shows that the performance of department of Physics, Kokrajhar Govt. College is more or less satisfactory . In certain aspects such as covering the syllabus, preparation of the classes, communicating the students, teachers approach, fairness of the internal evaluation and in illustration of the concepts through examples and application, student centric methods in order to have a better understanding of the syllabus and encouraging the students for extra-curricular activities and for their overall betterment , the deptt. of Physics has shown excellency. However, the department needs to improve in the areas of discussion on performance in assignments, providing opportunities to learn and grow. Again major area of concern for the deptt. of Physics is the use of ICT tools for classroom delivery. Stress should be given on promoting internship, student exchange, field visit opportunities for students.

16. Department of Pol. Science



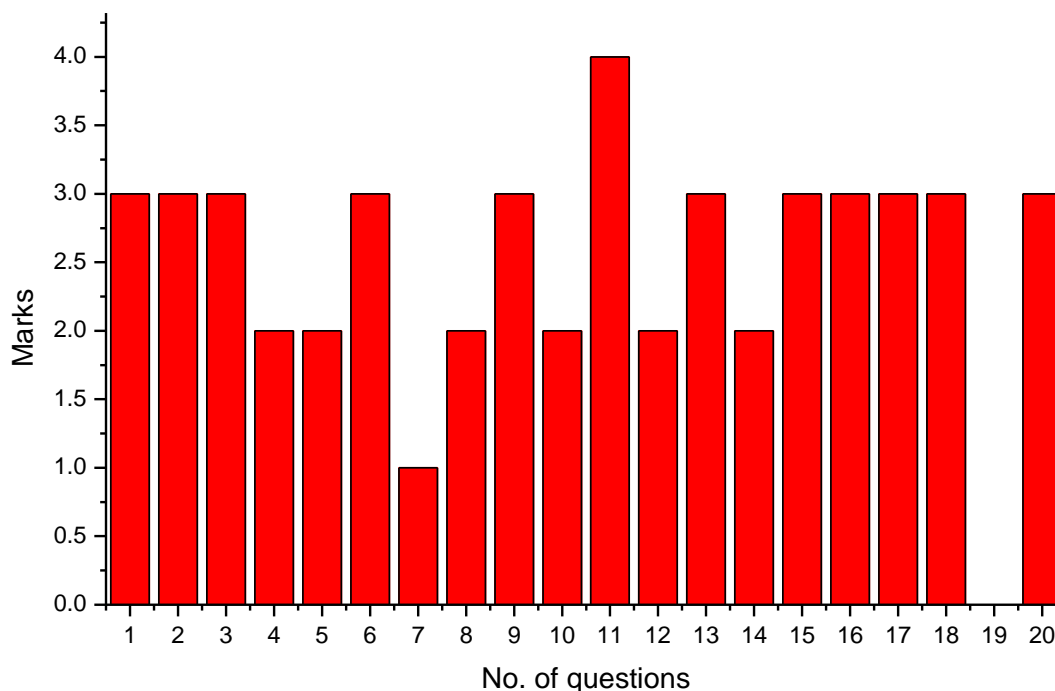
Analysis: The student feedback represented via bar diagram shows that the performance of department of Political Science, Kokrajhar Govt. College is satisfactory . In certain aspects such as covering the syllabus, preparation of the classes, communicating the students, fairness of the internal evaluation, providing multiple opportunities to learn and grow, information about expected competencies, course outcomes and programmes, illustrations of the concepts through examples and applications, student centric methods in order to have a better understanding of the syllabus and encouraging the students for extra-curricular activities for their overall betterment , the deptt. of Political Science has shown excellency. However, the department needs to improve in promoting social and emotional growth in case of the students, and identify the strength and weaknesses of the students and help them to overcome . Again major area of concern for the deptt. of Political Science is the use of ICT tools for classroom delivery.

17. Department of Sociology



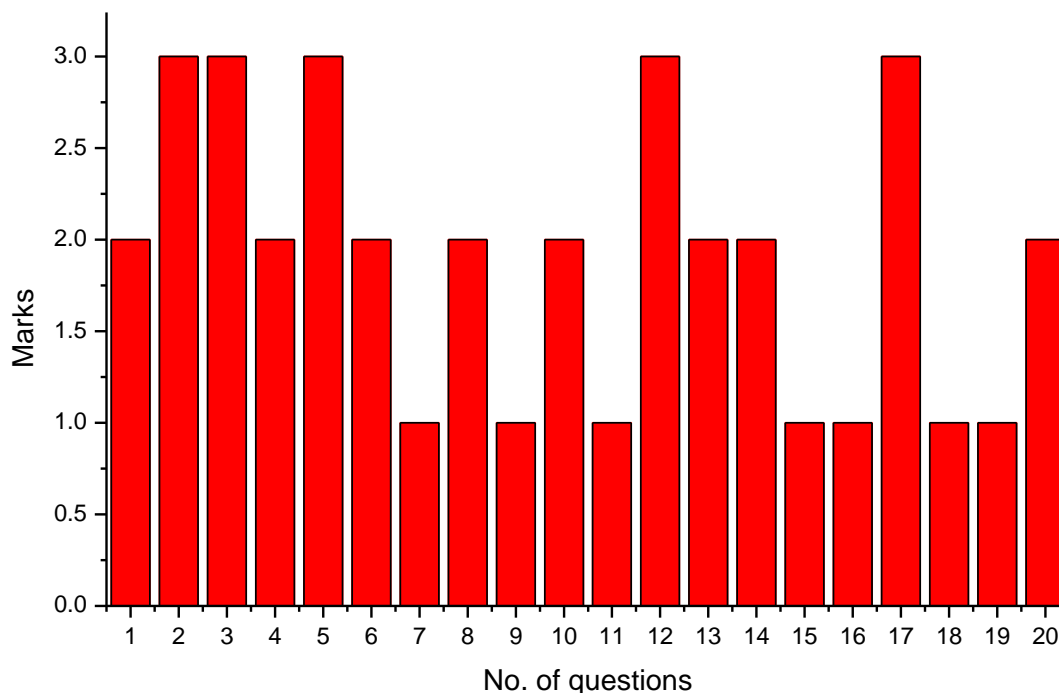
Analysis: The student feedback represented via bar diagram shows that the performance of department of Sociology, Kokrajhar Govt. College is more or less satisfactory . In certain aspects such as covering the syllabus, communicating the students, fairness of the internal evaluation, information about expected competencies, course outcomes and programmes, illustrations of the concepts through examples and applications, identifying the strength and weakness of the students and providing them the right level of challenges, inculcating the soft skills, life skills and employability skills in case of the student for their overall betterment , the deptt. of Sociology has shown excellency. However, the feedback suggests that the students desire more and more field visit, interaction with designated scholarly person and experimental learning, monitoring, review and continuous quality improvement to overcome them. Again major area of concern for the deptt. of Sociology is the use of ICT tools for classroom delivery.

18. Department of Statistics



Analysis: The student feedback represented via bar diagram shows that the performance of department of Statistics, Kokrajhar Govt. College is more or less satisfactory . In certain aspects such as covering the syllabus, preparation of the classes, communicating the students, discussion on the performance of assignments and follow-up, providing multiple opportunities to learn and grow, encouraging the students with right level of challenges, monitoring, review and continuous quality improvement to overcome them, student centric methods in order to have a better understanding of the syllabus and encouraging the students for extra-curricular activities, inculcating the soft skills, life skills and employability skills in case of the student and for their overall betterment , the deptt. of Statistics has shown excellency. However, the department needs to improve in the areas such as teachers approach, fairness of the internal evaluation, more and more field visit, interaction with designated scholarly person and experimental learning, in social and emotional growth, information about expected competencies, course outcomes and programmes, illustrations of the concepts through examples and applications, identifying the strength and weakness of the students to overcome them.

19. Department of Zoology



Analysis: The student feedback represented via bar diagram shows that the performance of department of Zoology, Kokrajhar Govt. College is satisfactory . In certain aspects such as preparation of the classes, communicating the students, fairness of the internal evaluation, illustrations of the concepts through examples and application and encouraging the students for extra-curricular activities and for their overall betterment , the deptt. of Zoology has shown excellency. However, the department needs to improve in more and more field visit and outreach programme, , providing opportunities to learn and grow, discussion on the performance of assignments and follow-up , monitoring, review and continuous quality improvement to overcome them and student centric methods in order to have a better understanding, , inculcating the soft skills, life skills and employability skills in case of the students. Again major area of concern for the deptt. of Zoology is the use of ICT tools for classroom delivery.